

2023 Census results

Albert-Eden Local Board

About the 2023 Census

The 2023 New Zealand Census of Population and Dwellings was held on 7 March 2023.

This is the official count by Stats NZ of how many people and dwellings there are in New Zealand. It provides a snapshot of New Zealand on census day. Stats NZ used a combined census model in 2023 to produce the highest possible data quality. For more information on what this involved, go to: www.stats.govt.nz/topics/using-a-combined-census-model-for-the-2023-census/.

This summary report provides an overview of results from the census for the Albert-Eden Local Board area.

Population growth

At the 2023 Census there were 96,630 usual residents in Albert-Eden, a decrease of 1992 people since the 2018 Census.

This represents a -2.0% change between 2018 and 2023. There had been a 4.1% increase between 2013 and 2018. Albert-Eden's growth is lower than that of Auckland as a whole (5.4% increase).

Albert-Eden represents 5.8% of the Auckland population, compared with 6.3% at the 2018 Census.



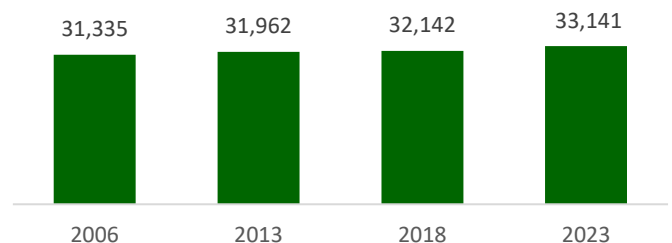
96,630
usual residents in 2023
-1992 (-2.0%)
since the 2018 Census

Number of dwellings

The census captures the number of occupied and unoccupied private and non-private dwellings. Non-private dwellings (short or long-term communal or transitory type accommodation, e.g. communal staff quarters, hospitals and prisons) are not reported here.

At the 2023 Census, Albert-Eden had a total of 33,141 occupied private dwellings, an increase of 999, or 3.1% from 2018. This represents slower growth compared to Auckland as a whole (8.7% increase).

Number of occupied private dwellings



In addition, 1698 unoccupied (empty) private dwellings were counted.

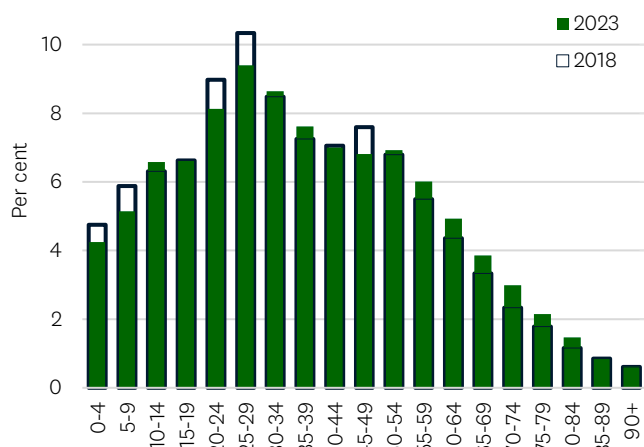
Home ownership

Over half (54.1%) of dwellings in Albert-Eden were either owned, partly owned, or held in a family trust. This is similar to 2018 (53.9%), but lower compared to Auckland as a whole (59.5%).

The remaining (45.9%) dwellings were mainly rented. This includes a mix of renting from private or public sector landlords.

Age structure

Nearly one in six (16.0%) of the Albert-Eden population was under 15, compared to 19.2% for Auckland. 72.1% were between 15-64, compared to 67.5% for Auckland. 12.0% were 65 or older, compared to 13.3% for Auckland.



The median age of Albert-Eden usual residents was 35.8 years, compared with 35.9 years for Auckland.

Māori descent

In 2023, 10.1% of Albert-Eden usual residents stated they were of Māori descent, compared to 13.8% for Auckland as a whole.

The median age of those of Māori descent was 29.0 years (26.5 for Auckland).

Gender identity

The 2023 Census included a question on gender identity. This refers to a person's social and personal identity as male, female, or another gender, or genders that may be non-binary.

In Albert-Eden, 50.4% identified as female (50.2% in Auckland), 48.9% identified as male (49.4% in Auckland) and 0.7% identified as another gender (0.4% in Auckland).

Ethnic diversity

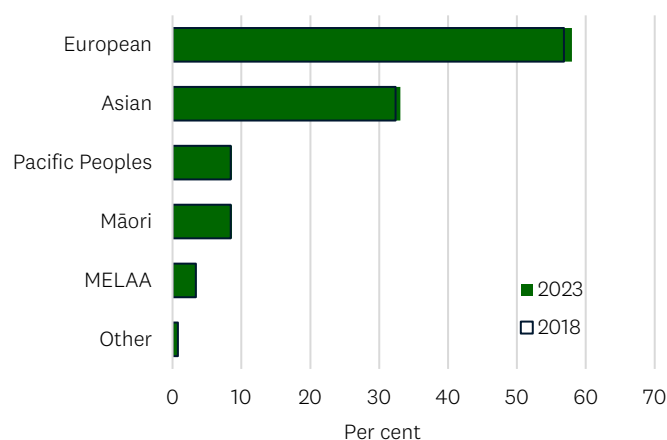
58.0% identified with a European ethnicity (compared to 49.8% across Auckland).

33.1% identified with an Asian ethnicity (compared to 31.3% across Auckland).

8.6% identified as Pacific Peoples (compared to 16.6% across Auckland).

8.6% identified as Māori (compared to 12.3% across Auckland).

3.5% identified as the broad MELAA (Middle Eastern, Latin American and/or African) group (compared to 2.7% across Auckland).



People could choose more than one ethnicity and categories are not exclusive. Percentages will add to more than 100.

Albert-Eden's biggest numerical increase between 2018 and 2023 was for those of Māori ethnicity. Since the 2018 Census this group increased by 1317 (+18.8%).



8322

usual residents identified as Māori in 2023

+1317 (+18.8%)

since the 2018 Census

Further information

This document was prepared in November 2024 by the Social and Economic Research and Evaluation team. For further information please contact us at census@aucklandcouncil.govt.nz.