

2023 Census results

Auckland City Centre

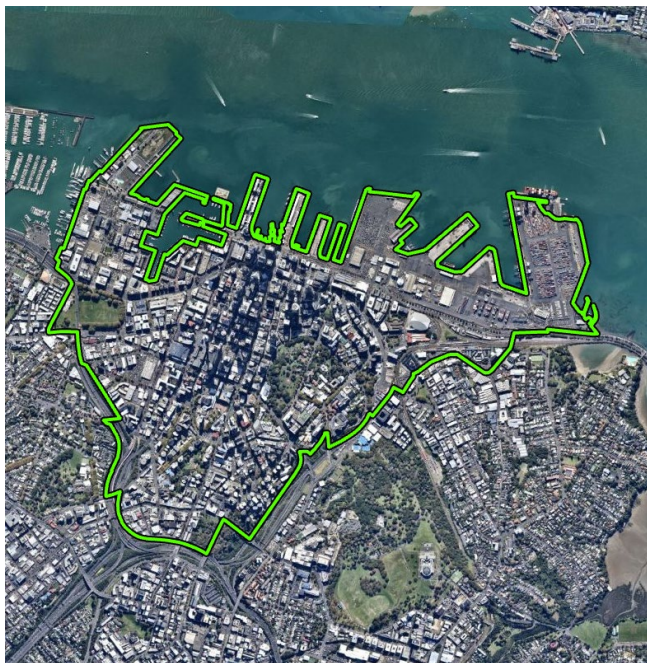
About the 2023 Census

The 2023 New Zealand Census of Population and Dwellings was held on 7 March 2023.

This is the official count by Stats NZ of how many people and dwellings there are in New Zealand. It provides a snapshot of New Zealand on census day. Stats NZ used a [combined census model](#) in 2023 to produce the highest possible data quality.

This summary report provides an overview of results from the census for the Auckland city centre.

The city centre is defined by the green boundary shown in the map below*.



* Note that previous census reports included a small additional area which was outside the motorway ring in the Karangahape / Newton / Ponsonby Road areas. (In Census 2023, the Karangahape Statistical Area 2 (SA2) was split into two, allowing a better approximation for the city centre area inside the motorway ring). Caution should be taken when comparing figures in previous reports. Figures for past censuses have been updated using the new area in this snapshot report.

Population growth

At the 2023 Census there were 32,334 usual residents in the city centre, an increase of 213 people since the 2018 Census. This represents a 0.7% increase between 2018 and 2023 (lower than the 11.8% increase between 2013 and 2018). The city centre's growth is lower than that of Auckland as a whole (5.4%).

The city centre represents 2.0% of the Auckland population, similar to 2.1% at the 2018 Census.



32,334
usual residents in 2023
+213 (+0.7%)
since the 2018 Census

Number of dwellings

The census captures the number of occupied and unoccupied private and non-private dwellings. Non-private dwellings (short or long-term communal or transitory type accommodation, e.g. communal staff quarters, hospitals and prisons) are not reported here.

At the 2023 Census, the city centre had a total of 17,355 occupied private dwellings, an increase of 2217 from 2018. In addition, 1935 unoccupied private dwellings were counted.



17,355
dwellings in 2023
+2217 (+14.6%)
since the 2018 Census

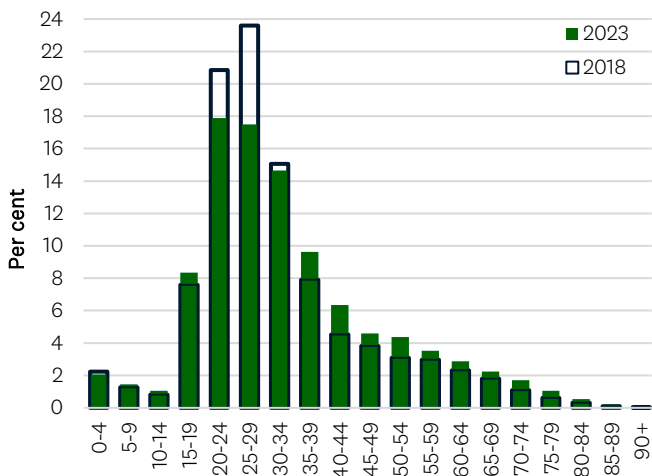
Home ownership

Less than a quarter (22.8%) of dwellings in the Auckland city centre were either owned, partly owned, or held in a family trust. This is the same as in 2018, but much lower compared to Auckland as a whole (59.5%).

The remaining (77.2%) dwellings were mainly rented. This includes a mix of renting from private or public sector landlords.

Age structure

4.6% of the city centre's population was under 15, compared to 19.2% in Auckland. 5.8% were 65 or older, compared to 13.3% in Auckland.



The approximate median age of usual residents in the city centre was 30.9** years, compared with 35.9 years in Auckland as a whole.

** The city centre median age is a population-weighted average of the median age of each comprising SA2.

Gender identity

The 2023 Census included a question on gender identity. This refers to a person's social and personal identity as male, female, or another gender, or genders that may be non-binary.

In the city centre, 51.0% identified as male (49.4% in Auckland), 47.9% as female (50.2% in Auckland), and 1.1% identified as another gender (0.4% in Auckland).

Māori descent

In 2023, 8.9% of the city centre usual residents stated they were of Māori descent, compared to 13.8% for Auckland as a whole.

Ethnic diversity

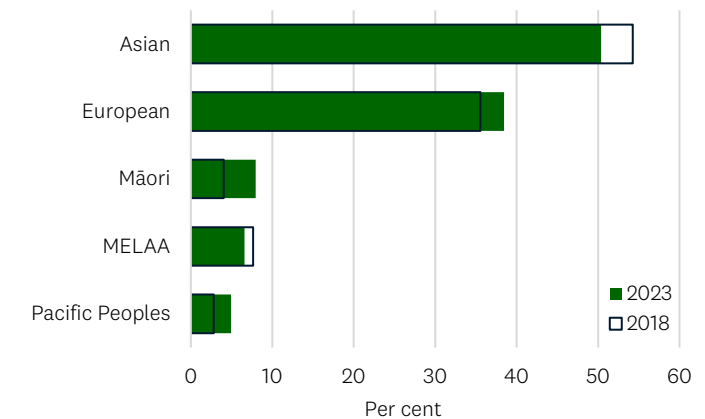
50.4% identified with an Asian ethnicity (compared to 31.3% across Auckland).

38.5% identified with a European ethnicity (compared to 49.8% across Auckland).

8.0% identified as Māori (compared to 12.3% across Auckland). The census counted 2574 Māori usually resident in the city centre. This is an increase of 1281 people, or 99.1%, since the 2018 Census.

6.6% identified as the broad MELAA (Middle Eastern, Latin American and/or African) group (compared to 2.7% across Auckland).

4.9% identified as Pacific Peoples (compared to 16.6% across Auckland).



People could choose more than one ethnicity and categories are not exclusive. Percentages will add to more than 100.



16,290

usual residents identified as Asian in 2023

-1137 (-6.5%)

since the 2018 Census

Further information

This document was prepared in November 2024 by the Social and Economic Research and Evaluation team. For further information please contact us at census@aucklandcouncil.govt.nz.