

# 2023 Census results

## Devonport-Takapuna Local Board

### About the 2023 Census

The 2023 New Zealand Census of Population and Dwellings was held on 7 March 2023.

This is the official count by Stats NZ of how many people and dwellings there are in New Zealand. It provides a snapshot of New Zealand on census day. Stats NZ used a combined census model in 2023 to produce the highest possible data quality. For more information on what this involved, go to: [www.stats.govt.nz/topics/using-a-combined-census-model-for-the-2023-census/](http://www.stats.govt.nz/topics/using-a-combined-census-model-for-the-2023-census/).

This summary report provides an overview of results from the census for the Devonport-Takapuna Local Board area.

### Population growth

At the 2023 Census there were 58,005 usual residents in Devonport-Takapuna, an increase of 30 people since the 2018 Census.

This represents a 0.1% increase between 2018 and 2023. There had been a 4.5% increase between 2013 and 2018. Devonport-Takapuna's growth is lower than that of Auckland as a whole (5.4% increase).

Devonport-Takapuna represents 3.5% of the Auckland population, compared with 3.7% at the 2018 Census.



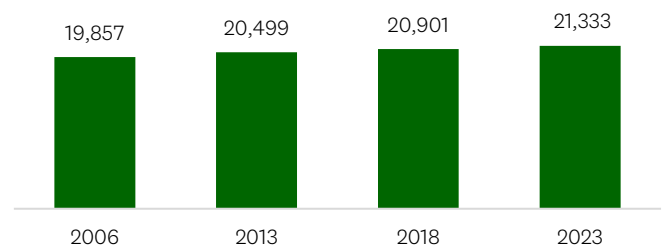
**58,005**  
usual residents in 2023  
**+30 (+0.1%)**  
since the 2018 Census

### Number of dwellings

The census captures the number of occupied and unoccupied private and non-private dwellings. Non-private dwellings (short or long-term communal or transitory type accommodation, e.g. communal staff quarters, hospitals and prisons) are not reported here.

At the 2023 Census, Devonport-Takapuna had a total of 21,333 occupied private dwellings, an increase of 432, or 2.1% from 2018. This represents slower growth compared to Auckland as a whole (8.7% increase).

#### Number of occupied private dwellings



In addition, 948 unoccupied (empty) private dwellings were counted.

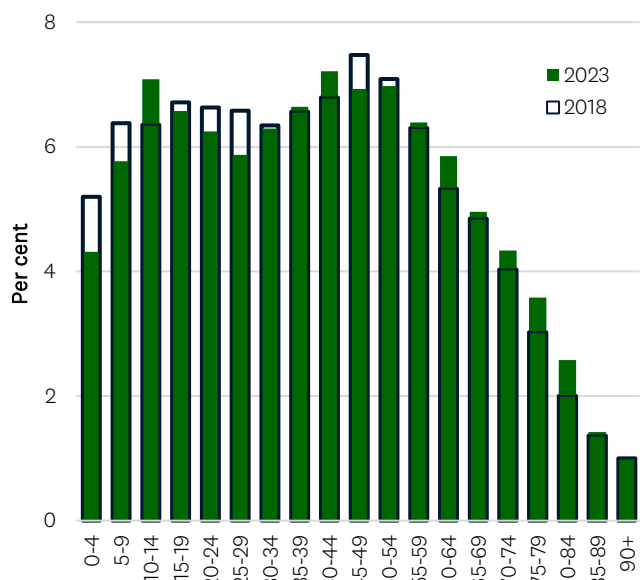
### Home ownership

Nearly two thirds (63.8%) of dwellings in Devonport-Takapuna were either owned, partly owned, or held in a family trust. This is similar to 2018 (64.2%), but higher compared to Auckland as a whole (59.5%).

The remaining (36.2%) dwellings were mainly rented. This includes a mix of renting from private or public sector landlords.

## Age structure

More than one in six (17.2%) of the Devonport-Takapuna population was under 15, compared to 19.2% for Auckland. 65.0% were between 15-64, compared to 67.5% for Auckland. 17.9% were 65 or older, compared to 13.3% for Auckland.



The median age of Devonport-Takapuna usual residents was 40.8 years, compared with 35.9 years for Auckland.

## Māori descent

In 2023, 7.8% of Devonport-Takapuna usual residents stated they were of Māori descent, compared to 13.8% for Auckland as a whole.

The median age of those of Māori descent was 27.0 years (26.5 for Auckland).

## Gender identity

The 2023 Census included a question on gender identity. This refers to a person's social and personal identity as male, female, or another gender, or genders that may be non-binary.

In Devonport-Takapuna, 51.2% identified as female (50.2% in Auckland), 48.5% identified as male (49.4% in Auckland) and 0.3% identified as another gender (0.4% in Auckland).

## Ethnic diversity

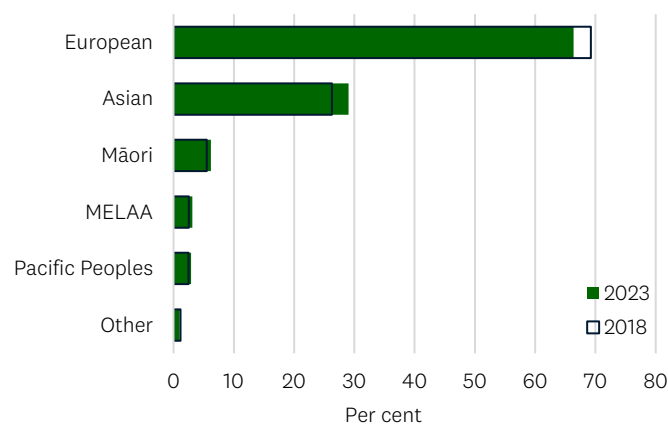
66.4% identified with a European ethnicity (compared to 49.8% across Auckland).

29.0% identified with an Asian ethnicity (compared to 31.3% across Auckland).

6.2% identified as Māori (compared to 12.3% across Auckland). The census counted 3603 Māori usually resident in Devonport-Takapuna. This is an increase of 411 people, or 12.9%, since the 2018 Census.

3.1% identified as the broad MELAA (Middle Eastern, Latin American and/or African) group (compared to 2.7% across Auckland).

2.9% identified as Pacific Peoples (compared to 16.6% across Auckland).



People could choose more than one ethnicity and categories are not exclusive. Percentages will add to more than 100.

Devonport-Takapuna's biggest numerical increase between 2018 and 2023 was for those with Asian ethnicities. Since the 2018 Census this group increased by 1593 (+10.4%).



**16,842**

usual residents identified as Asian in 2023

**+1593 (+10.4%)**

since the 2018 Census

## Further information

This document was prepared in November 2024 by the Social and Economic Research and Evaluation team. For further information please contact us at [census@aucklandcouncil.govt.nz](mailto:census@aucklandcouncil.govt.nz).