

2023 Census results

Whau Local Board

About the 2023 Census

The 2023 New Zealand Census of Population and Dwellings was held on 7 March 2023.

This is the official count by Stats NZ of how many people and dwellings there are in New Zealand. It provides a snapshot of New Zealand on census day. Stats NZ used a combined census model in 2023 to produce the highest possible data quality. For more information on what this involved, go to: www.stats.govt.nz/topics/using-a-combined-census-model-for-the-2023-census/.

This summary report provides an overview of results from the census for the Whau Local Board area.

Population growth

At the 2023 Census there were 81,273 usual residents in Whau, an increase of 1917 people since the 2018 Census.

This represents a 2.4% increase between 2018 and 2023. There had been a 9.3% increase between 2013 and 2018. Whau's growth is lower than that of Auckland as a whole (5.4% increase).

Whau represents 4.9% of the Auckland population, compared with 5.0% at the 2018 Census.



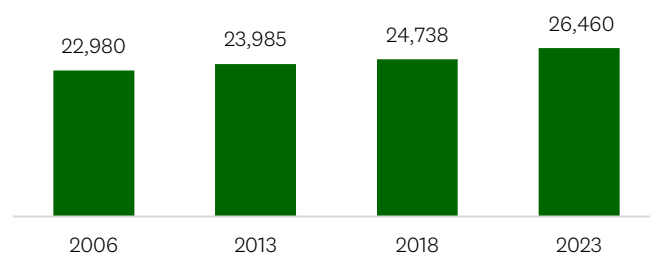
81,273
usual residents in 2023
+1917 (+2.4%)
since the 2018 Census

Number of dwellings

The census captures the number of occupied and unoccupied private and non-private dwellings. Non-private dwellings (short or long-term communal or transitory type accommodation, e.g. communal staff quarters, hospitals and prisons) are not reported here.

At the 2023 Census, Whau had a total of 26,460 occupied private dwellings, an increase of 1722, or 7.0% from 2018. This represents slower growth compared to Auckland as a whole (8.7% increase).

Number of occupied private dwellings



In addition, 849 unoccupied (empty) private dwellings were counted.

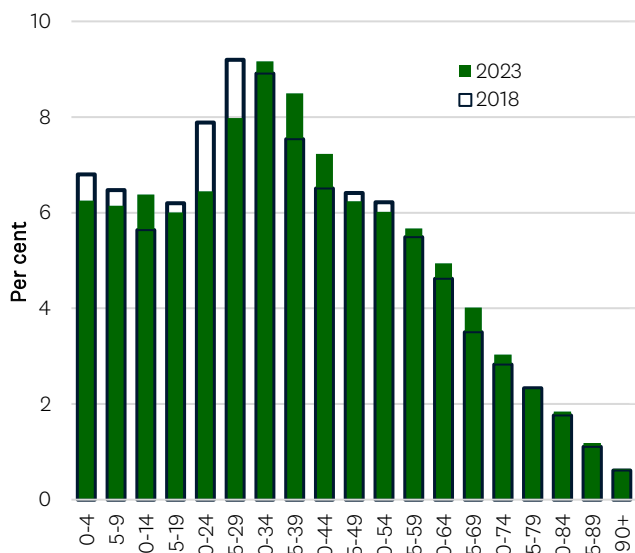
Home ownership

Over half (55.5%) of dwellings in Whau were either owned, partly owned, or held in a family trust. This is similar to 2018 (55.8%), and slightly lower than Auckland as a whole (59.5%).

The remaining (44.5%) dwellings were mainly rented. This includes a mix of renting from private or public sector landlords.

Age structure

Nearly one in five (18.8%) of the Whau population was under 15, compared to 19.2% for Auckland. 68.2% were between 15-64, compared to 67.5% for Auckland. 13.0% were 65 or older, compared to 13.3% for Auckland.



The median age of Whau usual residents was 35.9 years, the same as for Auckland.

Māori descent

In 2023, 12.1% of Whau usual residents stated they were of Māori descent, compared to 13.8% for Auckland as a whole.

The median age of those of Māori descent was 27.2 years (26.5 for Auckland).

Gender identity

The 2023 Census included a question on gender identity. This refers to a person's social and personal identity as male, female, or another gender, or genders that may be non-binary.

In Whau, 50.1% identified as male (49.4% in Auckland), 49.4% identified as female (50.2% in Auckland), and 0.4% identified as another gender (0.4% in Auckland).

Ethnic diversity

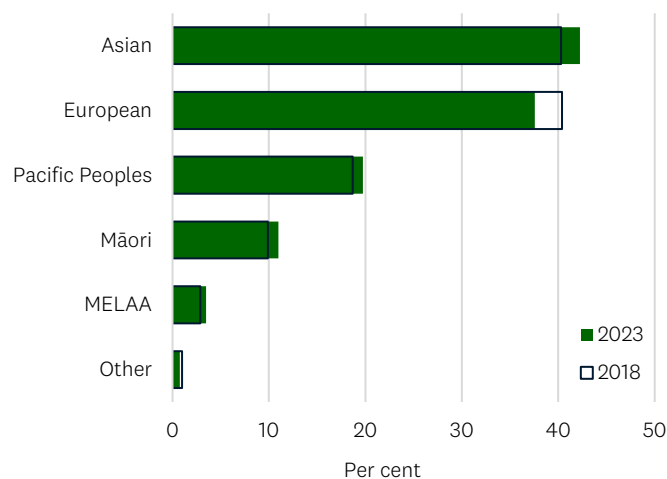
42.2% identified with an Asian ethnicity (compared to 31.3% across Auckland).

37.6% identified with a European ethnicity (compared to 49.8% across Auckland).

19.7% identified as Pacific Peoples (compared to 16.6% across Auckland).

11.0% identified as Māori (compared to 12.3% across Auckland). The census counted 8913 Māori usually resident in Whau. This is an increase of 1068 people, or 13.6%, since the 2018 Census.

3.5% identified as the broad MELAA (Middle Eastern, Latin American and/or African) group (compared to 2.7% across Auckland).



People could choose more than one ethnicity and categories are not exclusive. Percentages will add to more than 100.

Since the 2018 Census, Asian ethnicity has become the largest ethnic group in Whau. The Asian population has increased by 2373 (+7.4%).



34,332

usual residents identified as Asian in 2023

+2373 (+7.4%)

since the 2018 Census

Further information

This document was prepared in November 2024 by the Social and Economic Research and Evaluation team. For further information please contact us at census@aucklandcouncil.govt.nz.