

2023 Census results

Waiheke Local Board

About the 2023 Census

The 2023 New Zealand Census of Population and Dwellings was held on 7 March 2023.

This is the official count by Stats NZ of how many people and dwellings there are in New Zealand. It provides a snapshot of New Zealand on census day. Stats NZ used a combined census model in 2023 to produce the highest possible data quality. For more information on what this involved, go to: www.stats.govt.nz/topics/using-a-combined-census-model-for-the-2023-census/.

This summary report provides an overview of results from the census for the Waiheke Local Board area.

Population growth

At the 2023 Census there were 9162 usual residents in Waiheke, an increase of 99 people since the 2018 Census.

This represents a 1.1% increase between 2018 and 2023. There had been an 8.7% increase between 2013 and 2018. Waiheke's growth is lower than that of Auckland as a whole (5.4% increase).

Waiheke represents 0.6% of the Auckland population, the same as at the 2018 Census.



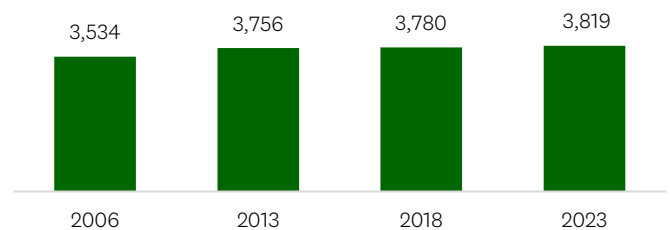
9162
usual residents in 2023
+99 (+1.1%)
since the 2018 Census

Number of dwellings

The census captures the number of occupied and unoccupied private and non-private dwellings. Non-private dwellings (short or long-term communal or transitory type accommodation, e.g. communal staff quarters, hospitals and prisons) are not reported here.

At the 2023 Census, Waiheke had a total of 3819 occupied private dwellings, an increase of 39, or 1.0% from 2018. This represents slower growth compared to Auckland as a whole (8.7% increase).

Number of occupied private dwellings



In addition, 771 unoccupied (empty) private dwellings were counted.

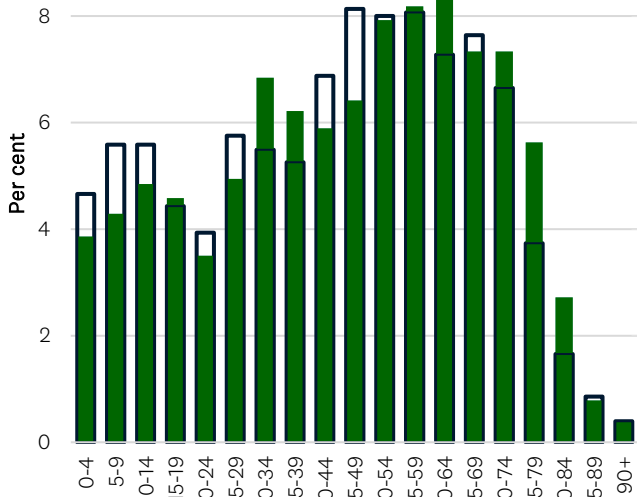
Home ownership

Nearly four out of five (73.6%) of dwellings in Waiheke were either owned, partly owned, or held in a family trust. This is up from 2018 (70.8%), and a lot higher compared to Auckland as a whole (59.5%).

The remaining (26.4%) dwellings were mainly rented. This includes a mix of renting from private or public sector landlords.

Age structure

Around one in eight (13.0%) the Waiheke population was under 15, compared to 19.2% for Auckland. 62.8% were between 15-64, compared to 67.5% for Auckland. 24.2% were 65 or older, compared to 13.3% for Auckland.



The median age of Waiheke usual residents was 49.1 years, compared with 35.9 years for Auckland. This is the second-highest median age of all the local boards.

Māori descent

In 2023, 14.1% of Waiheke usual residents stated they were of Māori descent, compared to 13.8% for Auckland as a whole.

The median age of those of Māori descent was 35.6 years (26.5 for Auckland).

Gender identity

The 2023 Census included a question on gender identity. This refers to a person's social and personal identity as male, female, or another gender, or genders that may be non-binary.

In Waiheke, 50.3% identified as female (50.2% in Auckland), 49.2% identified as male (49.4% in Auckland) and 0.5% identified as another gender (0.4% in Auckland).

Ethnic diversity

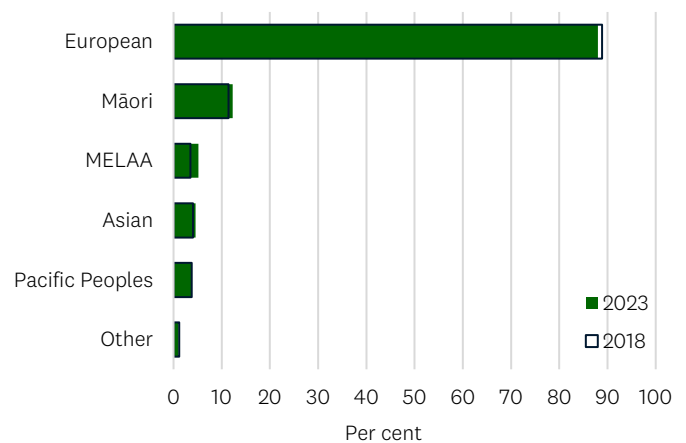
88.0% identified with a European ethnicity (compared to 49.8% across Auckland).

12.3% identified as Māori (compared to 12.3% across Auckland). The census counted 1125 Māori usually resident in Waiheke. This is an increase of 90 people, or 8.7%, since the 2018 Census.

5.1% identified as the broad MELAA (Middle Eastern, Latin American and/or African) group (compared to 2.7% across Auckland).

4.6% identified with an Asian ethnicity (compared to 31.3% across Auckland).

3.6% identified as Pacific Peoples (compared to 16.6% across Auckland).



People could choose more than one ethnicity and categories are not exclusive. Percentages will add to more than 100.

Waiheke's biggest proportional and numerical increase between 2018 and 2023 was for the MELAA group of ethnicities. Since the 2018 Census this group increased by 156 (+49.5%).



471

usual residents identified as Middle Eastern, Latin American and/or African in 2023

+156 (+49.5%)

since the 2018 Census

Further information

This document was prepared in November 2024 by the Social and Economic Research and Evaluation team. For further information please contact us at census@aucklandcouncil.govt.nz.