

2023 Census results

Howick Local Board

About the 2023 Census

The 2023 New Zealand Census of Population and Dwellings was held on 7 March 2023.

This is the official count by Stats NZ of how many people and dwellings there are in New Zealand. It provides a snapshot of New Zealand on census day. Stats NZ used a combined census model in 2023 to produce the highest possible data quality. For more information on what this involved, go to: www.stats.govt.nz/topics/using-a-combined-census-model-for-the-2023-census/.

This summary report provides an overview of results from the census for the Howick Local Board area.

Population growth

At the 2023 Census there were 153,570 usual residents in Howick, an increase of 12,600 people since the 2018 Census. Howick has the highest number of usual residents of all the local boards.

This represents an 8.9% increase between 2018 and 2023. There had been a 10.9% increase between 2013 and 2018. Howick's growth is higher than that of Auckland as a whole (5.4% increase).

Howick represents 9.3% of the Auckland population, compared with 9.0% at the 2018 Census.



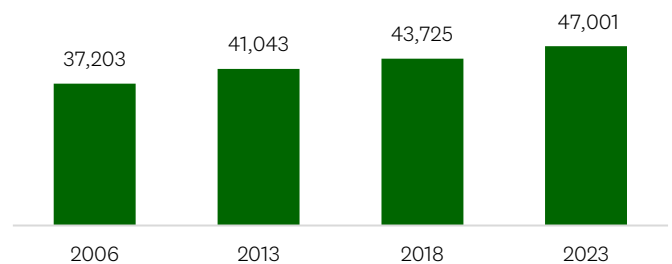
153,570
usual residents in 2023
+12,600 (+8.9%)
since the 2018 Census

Number of dwellings

The census captures the number of occupied and unoccupied private and non-private dwellings. Non-private dwellings (short or long-term communal or transitory type accommodation, e.g. communal staff quarters, hospitals and prisons) are not reported here.

At the 2023 Census, Howick had a total of 47,001 occupied private dwellings, an increase of 3276, or 7.5% from 2018. This represents slower growth compared to Auckland as a whole (8.7% increase).

Number of occupied private dwellings



In addition, 1407 unoccupied (empty) private dwellings were counted.

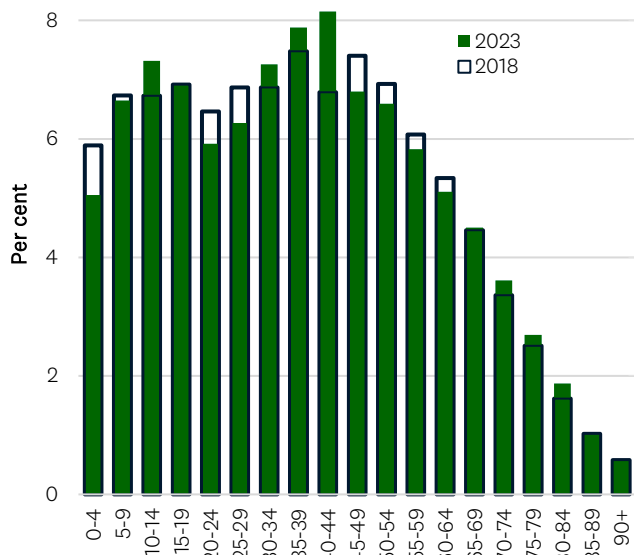
Home ownership

Two thirds (66.0%) of dwellings in Howick were either owned, partly owned, or held in a family trust. This is similar to 2018 (66.7%), but slightly higher compared to Auckland as a whole (59.5%).

The remaining (34.0%) dwellings were mainly rented. This includes a mix of renting from private or public sector landlords.

Age structure

Nearly one in five (19.0%) of the Howick population was under 15, compared to 19.2% for Auckland. 66.7% were between 15-64, compared to 67.5% for Auckland. 14.3% were 65 or older, compared to 13.3% for Auckland.



The median age of Howick usual residents was 38.1 years, compared with 35.9 years for Auckland.

Māori descent

In 2023, 7.3% of Howick usual residents stated they were of Māori descent, compared to 13.8% for Auckland as a whole.

The median age of those of Māori descent was 25.5 years (26.5 for Auckland).

Gender identity

The 2023 Census included a question on gender identity. This refers to a person's social and personal identity as male, female, or another gender, or genders that may be non-binary.

In Howick, 50.3% identified as female (50.2% in Auckland), 49.5% identified as male (49.4% in Auckland) and 0.2% identified as another gender (0.4% in Auckland).

Ethnic diversity

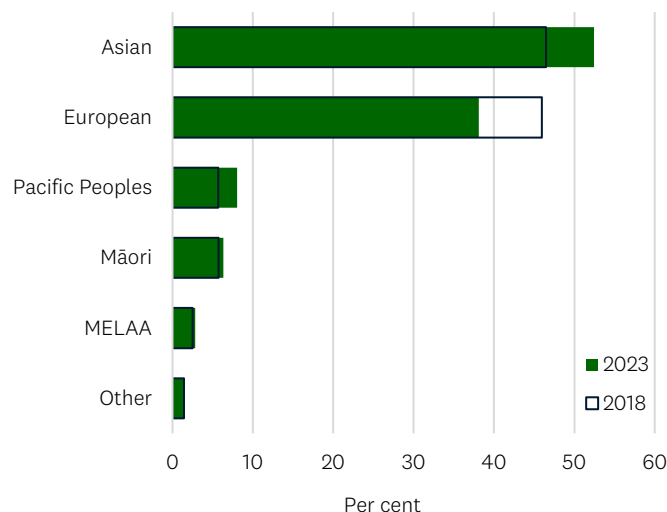
52.5% identified with an Asian ethnicity (compared to 31.3% across Auckland).

38.1% identified with a European ethnicity (compared to 49.8% across Auckland).

8.0% identified as Pacific Peoples (compared to 16.6% across Auckland). The Pacific People's population in Howick had the second-largest proportional increase of all the local boards.

6.3% identified as Māori (compared to 12.3% across Auckland). The census counted 9717 Māori usually resident in Howick. This is an increase of 1665 people, or 20.7%, since the 2018 Census.

2.8% identified as the broad MELAA (Middle Eastern, Latin American and/or African) group (compared to 2.7% across Auckland).



People could choose more than one ethnicity and categories are not exclusive. Percentages will add to more than 100.

Howick's largest numerical increase between 2018 and 2023 was for Asian ethnicities. Since the 2018 Census this group increased by 15,024 (+22.9%).

15,024

usual residents identified as Asian in 2023

+15,024 (+22.9%)

since the 2018 Census



Further information

This document was prepared in November 2024 by the Social and Economic Research and Evaluation team. For further information please contact us at census@aucklandcouncil.govt.nz.