

2023 Census results

Henderson-Massey Local Board

About the 2023 Census

The 2023 New Zealand Census of Population and Dwellings was held on 7 March 2023.

This is the official count by Stats NZ of how many people and dwellings there are in New Zealand. It provides a snapshot of New Zealand on census day. Stats NZ used a combined census model in 2023 to produce the highest possible data quality. For more information on what this involved, go to: www.stats.govt.nz/topics/using-a-combined-census-model-for-the-2023-census/.

This summary report provides an overview of results from the census for the Henderson-Massey Local Board area.

Population growth

At the 2023 Census there were 124,779 usual residents in Henderson-Massey, an increase of 6357 people since the 2018 Census. Henderson-Massey has the second highest number of usual residents of all the local boards.

This represents a 5.4% increase between 2018 and 2023. There had been a 10.0% increase between 2013 and 2018. Henderson-Massey's growth is the same as that of Auckland as a whole (5.4% increase).

Henderson-Massey represents 7.5% of the Auckland population, the same as at the 2018 Census.



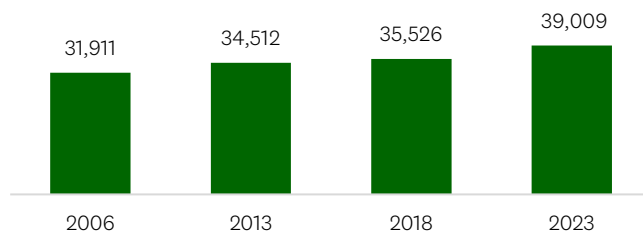
124,779
usual residents in 2023
+6357 (+5.4%)
since the 2018 Census

Number of dwellings

The census captures the number of occupied and unoccupied private and non-private dwellings. Non-private dwellings (short or long-term communal or transitory type accommodation, e.g. communal staff quarters, hospitals and prisons) are not reported here.

At the 2023 Census, Henderson-Massey had a total of 39,009 occupied private dwellings, an increase of 3483, or 9.8% from 2018. This represents higher growth compared to Auckland as a whole (8.7% increase).

Number of occupied private dwellings



In addition, 1548 unoccupied (empty) private dwellings were counted.

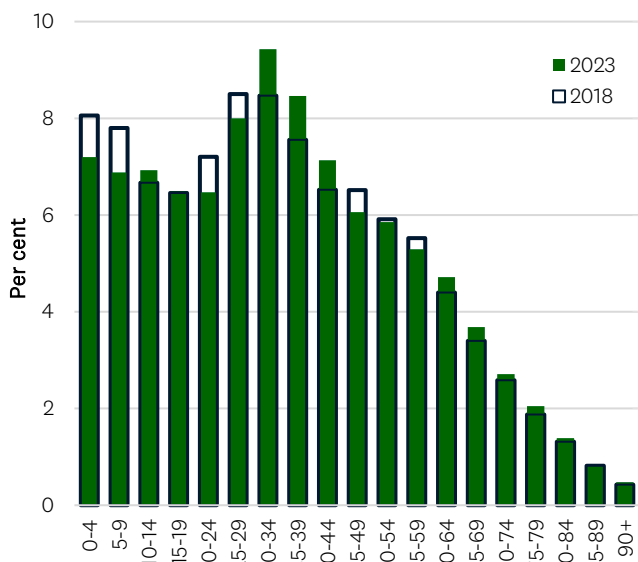
Home ownership

Over half (56.9%) of dwellings in Henderson-Massey were either owned, partly owned, or held in a family trust. This is similar to 2018 (57.7%), but a little lower than that of Auckland as a whole (59.5%).

The remaining (43.1%) dwellings were mainly rented. This includes a mix of renting from private or public sector landlords.

Age structure

Over one in five (21.0%) of the Henderson-Massey population was under 15, compared to 19.2% for Auckland. 67.9% were between 15-64, compared to 67.5% for Auckland. 11.1% were 65 or older, compared to 13.3% for Auckland.



The median age of Henderson-Massey usual residents was 33.1 years, compared with 35.9 years for Auckland.

Māori descent

In 2023, 19.5% of Henderson-Massey usual residents stated they were of Māori descent, compared to 13.8% for Auckland as a whole.

The median age of those of Māori descent was 25.4 years (26.5 for Auckland).

Gender identity

The 2023 Census included a question on gender identity. This refers to a person's social and personal identity as male, female, or another gender, or genders that may be non-binary.

In Henderson-Massey, 50.1% identified as female (50.2% in Auckland), 49.5% identified as male (49.4% in Auckland) and 0.3% identified as another gender (0.4% in Auckland).

Ethnic diversity

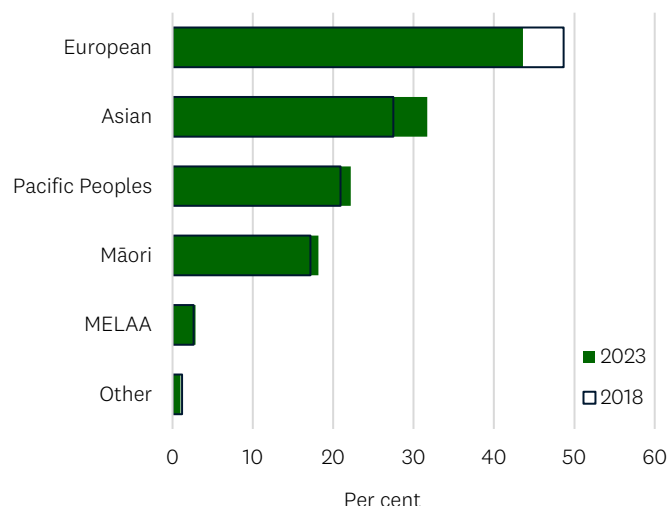
43.6% identified with a European ethnicity (compared to 49.8% across Auckland).

31.7% identified with an Asian ethnicity (compared to 31.3% across Auckland).

22.2% identified as Pacific Peoples (compared to 16.6% across Auckland).

18.1% identified as Māori (compared to 12.3% across Auckland). The census counted 22,629 Māori usually resident in Henderson-Massey. This is an increase of 2310 people, or 11.4%, since the 2018 Census.

2.9% identified as the broad MELAA (Middle Eastern, Latin American and/or African) group (compared to 2.7% across Auckland).



People could choose more than one ethnicity and categories are not exclusive. Percentages will add to more than 100.

Henderson-Massey had high growth in its Asian population between 2018 and 2023. Since the 2018 Census this group increased by 7023 (+21.6%).



39,546

people identified as Asian in 2023

+7023 (+21.6%)

since the 2018 Census

Further information

This document was prepared in November 2024 by the Social and Economic Research and Evaluation team. For further information please contact us at census@aucklandcouncil.govt.nz.