

2023 Census results

Aotea/Great Barrier Local Board

About the 2023 Census

The 2023 New Zealand Census of Population and Dwellings was held on 7 March 2023.

This is the official count by Stats NZ of how many people and dwellings there are in New Zealand. It provides a snapshot of New Zealand on census day. Stats NZ used a combined census model in 2023 to produce the highest possible data quality. For more information on what this involved, go to: www.stats.govt.nz/topics/using-a-combined-census-model-for-the-2023-census/.

This summary report provides an overview of results from the census for the Aotea/Great Barrier Local Board area.

Population growth

At the 2023 Census there were 1251 usual residents in Aotea/Great Barrier, an increase of 315 people since the 2018 Census.

This represents a 33.7% increase between 2018 and 2023. There had been a 0.3% decrease between 2013 and 2018. Aotea/Great Barrier's growth is higher than that of Auckland as a whole (5.4% increase).

Aotea/Great Barrier represents 0.1% of the Auckland population, the same as at the 2018 Census.



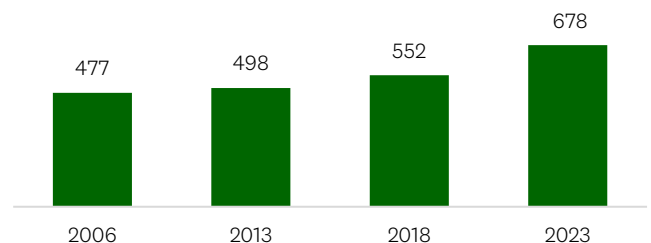
1251
usual residents in 2023
+315 (+33.7%)
since the 2018 Census

Number of dwellings

The census captures the number of occupied and unoccupied private and non-private dwellings. Non-private dwellings (short or long-term communal or transitory type accommodation, e.g. communal staff quarters, hospitals and prisons) are not reported here.

At the 2023 Census, Aotea/Great Barrier had a total of 678 occupied private dwellings, an increase of 126, or 22.8% from 2018. This represents higher growth compared to Auckland as a whole (8.7% increase).

Number of occupied private dwellings



In addition, 450 unoccupied (empty) private dwellings were counted.

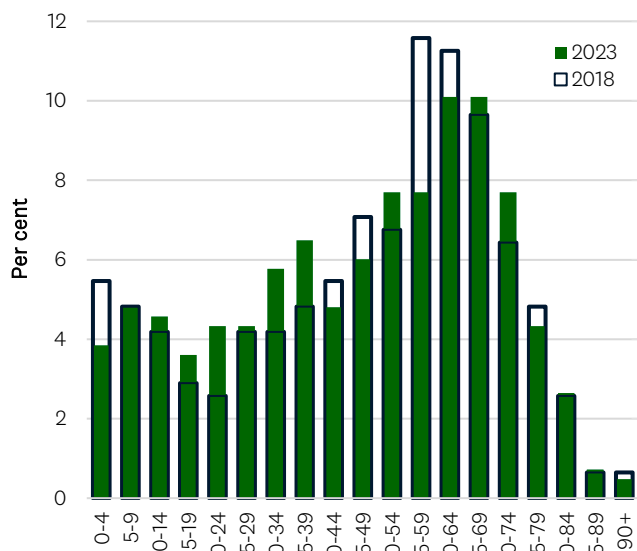
Home ownership

Nearly four out of five (78.1%) of dwellings in Aotea/Great Barrier were either owned, partly owned, or held in a family trust. This is the highest proportion of all the local boards. The proportion is up from 2018 (75.0%) and is much higher compared to Auckland as a whole (59.5%).

The remaining (21.9%) dwellings were mainly rented. This includes a mix of renting from private or public sector landlords.

Age structure

Nearly one in seven (13.2%) of the Aotea/Great Barrier population was under 15, compared to 19.2% for Auckland. 60.8% were between 15-64, compared to 67.5% for Auckland. 26.0% were 65 or older, compared to 13.3% for Auckland.



The median age of Aotea/Great Barrier usual residents was 51.0 years, compared with 35.9 years for Auckland. This is the highest median age of all the local boards.

Māori descent

In 2023, 25.7% of Aotea/Great Barrier usual residents stated they were of Māori descent, compared to 13.8% for Auckland as a whole. The median age of those of Māori descent was 36.9 years (26.5 for Auckland).

Gender identity

The 2023 Census included a question on gender identity. This refers to a person's social and personal identity as male, female, or another gender, or genders that may be non-binary.

In Aotea/Great Barrier, 53.3% identified as male (49.4% in Auckland), 46.2% identified as female (50.2% in Auckland), and 0.5% identified as another gender (0.4% in Auckland).

Ethnic diversity

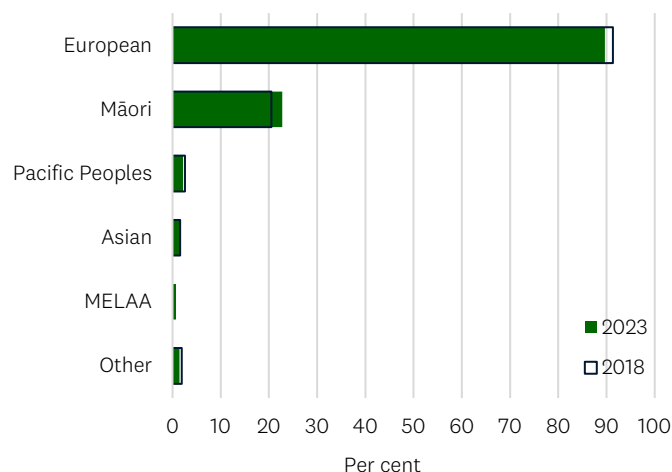
89.7% identified with a European ethnicity (compared to 49.8% across Auckland).

22.8% identified as Māori (compared to 12.3% across Auckland). The census counted 285 Māori usually resident in Aotea/Great Barrier. This is an increase of 93 people, or 48.4%, since the 2018 Census.

2.2% identified as Pacific Peoples (compared to 16.6% across Auckland).

1.7% identified with an Asian ethnicity (compared to 31.3% across Auckland).

0.7% identified as the broad MELAA (Middle Eastern, Latin American and/or African) group (compared to 2.7% across Auckland).



People could choose more than one ethnicity and categories are not exclusive. Percentages will add to more than 100.

Aotea/Great Barrier's biggest numerical increase between 2018 and 2023 was for those of European ethnicity. Since the 2018 Census this group increased by 267 (+31.2%). This is the largest proportional increase in European population of all the local boards.



1122

people identified as European in 2023

+267 (+31.2%)

since the 2018 Census

Further information

This document was prepared in November 2024 by the Social and Economic Research and Evaluation team. For further information please contact us at census@aucklandcouncil.govt.nz.