

2023 Census results

Hibiscus and Bays Local Board

About the 2023 Census

The 2023 New Zealand Census of Population and Dwellings was held on 7 March 2023.

This is the official count by Stats NZ of how many people and dwellings there are in New Zealand. It provides a snapshot of New Zealand on census day. Stats NZ used a combined census model in 2023 to produce the highest possible data quality. For more information on what this involved, go to: www.stats.govt.nz/topics/using-a-combined-census-model-for-the-2023-census/.

This summary report provides an overview of results from the census for the Hibiscus and Bays Local Board area.

Population growth

At the 2023 Census there were 114,033 usual residents in Hibiscus and Bays, an increase of 10,023 people since the 2018 Census.

This represents a 9.6% increase between 2018 and 2023. There had been a 15.8% increase between 2013 and 2018. Hibiscus and Bays' growth is higher than that of Auckland as a whole (5.4% increase).

Hibiscus and Bays represents 6.9% of the Auckland population, compared with 6.6% at the 2018 Census.



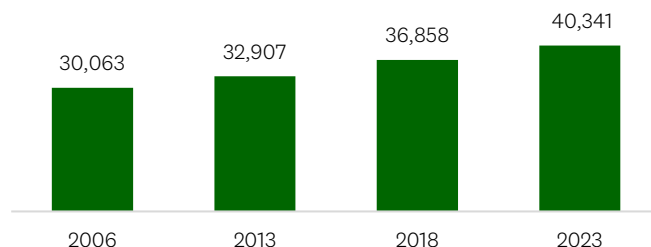
114,033
usual residents in 2023
+10,023 (+9.6%)
since the 2018 Census

Number of dwellings

The census captures the number of occupied and unoccupied private and non-private dwellings. Non-private dwellings (short or long-term communal or transitory type accommodation, e.g. communal staff quarters, hospitals and prisons) are not reported here.

At the 2023 Census, Hibiscus and Bays had a total of 40,341 occupied private dwellings, an increase of 3483, or 9.4% from 2018. This represents higher growth compared to Auckland as a whole (8.7% increase).

Number of occupied private dwellings



In addition, 1461 unoccupied (empty) private dwellings were counted.

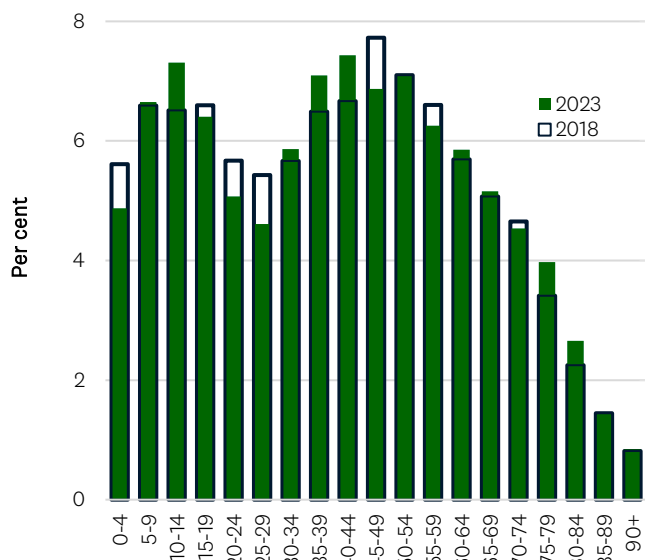
Home ownership

Nearly three quarters (73.9%) of dwellings in Hibiscus and Bays were either owned, partly owned, or held in a family trust. This is similar to 2018 (73.0%), but a lot higher compared to Auckland as a whole (59.5%).

The remaining (26.1%) of dwellings are mainly renters. This includes a mix of renting from private or public sector landlords.

Age structure

Nearly one in five (18.8%) of the Hibiscus and Bays population was under 15, compared to 19.2% for Auckland. 62.6% were between 15-64, compared to 67.5% for Auckland. 18.6% were 65 or older, compared to 13.3% for Auckland.



The median age of Hibiscus and Bays usual residents was 41.3 years, compared with 35.9 years for Auckland. This is the third-highest median age of all the local boards.

Māori descent

In 2023, 8.9% of Hibiscus and Bays usual residents stated they were of Māori descent, compared to 13.8% for Auckland as a whole.

The median age of those of Māori descent was 26.9 years (26.5 for Auckland).

Gender identity

The 2023 Census included a question on gender identity. This refers to a person's social and personal identity as male, female, or another gender, or genders that may be non-binary.

In Hibiscus and Bays, 51.0% identified as female (50.2% in Auckland), 48.6% identified as male (49.4% in Auckland) and 0.3% identified as another gender (0.4% in Auckland).

Ethnic diversity

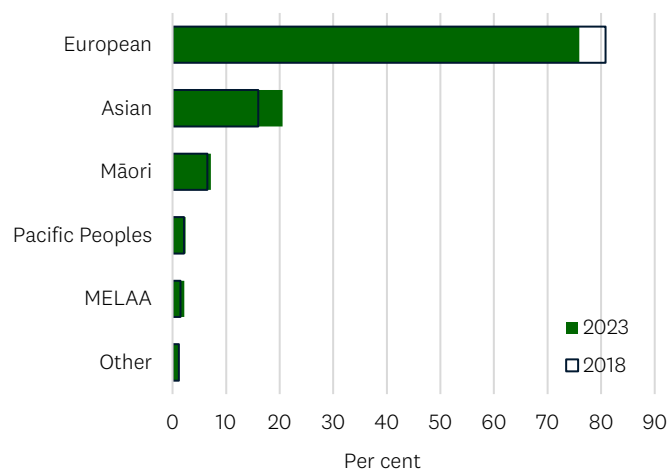
75.9% identified with a European ethnicity (compared to 49.8% across Auckland).

20.6% identified with an Asian ethnicity (compared to 31.3% across Auckland).

7.2% identified as Māori (compared to 12.3% across Auckland). The census counted 8169 Māori usually resident in Hibiscus and Bays. This is an increase of 1434 people, or 21.3%, since the 2018 Census.

2.4% identified as Pacific Peoples (compared to 16.6% across Auckland).

2.2% identified as the broad MELAA (Middle Eastern, Latin American and/or African) group (compared to 2.7% across Auckland).



People could choose more than one ethnicity and categories are not exclusive. Percentages will add to more than 100.

Hibiscus and Bays' Asian population had a large increase between 2018 and 2023. Since the 2018 Census the Asian population increased by 6810 (+41.0%).



23,436

usual residents identified as Asian in 2023

+6810 (+41.0%)

since the 2018 Census

Further information

This document was prepared in November 2024 by the Social and Economic Research and Evaluation team. For further information please contact us at census@aucklandcouncil.govt.nz.