

# Tāmaki tauawhi kaumātua

## Age-friendly Upper Harbour

### 2018 Census

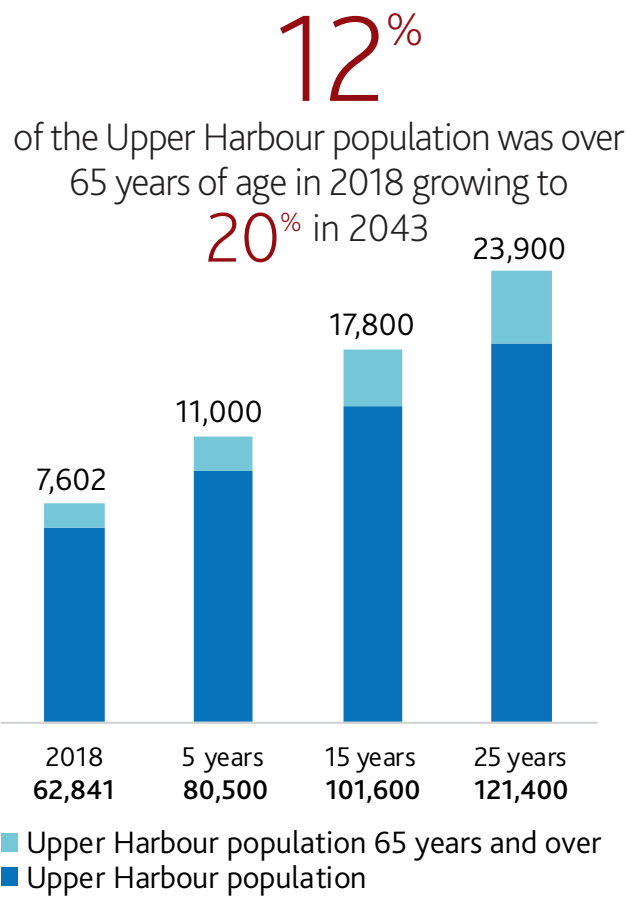


Auckland has the largest population of people aged 65 and older in New Zealand, living in different local board areas.

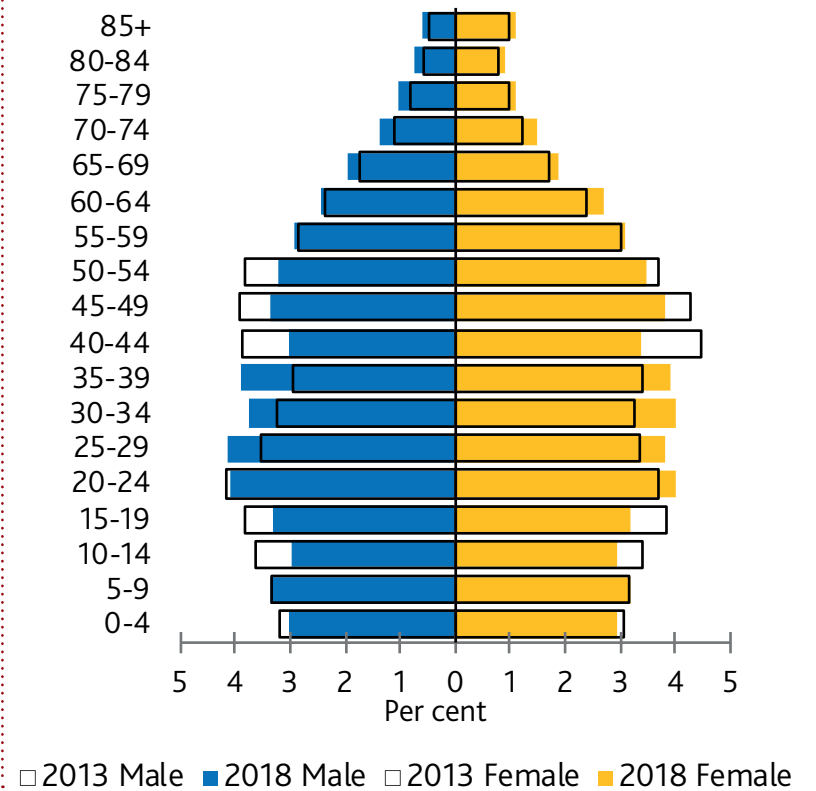
Auckland's older population is not a homogenous group. Differences include :

- life stages
- needs and abilities
- ethnicity and language
- rural or urban location
- financial independence.

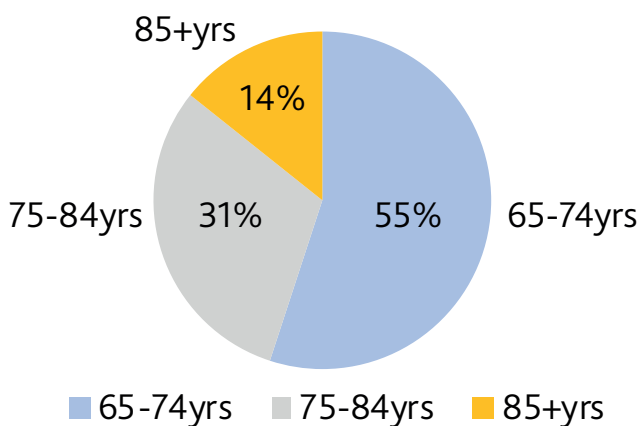
These differences affect how older people contribute and participate in their local area and wider community.



A high proportion of the Upper Harbour population are aged 20-39



#### AGE DISTRIBUTION OF RESIDENTS OVER 65



#### ETHNIC COMPOSITION OF OLDER RESIDENTS

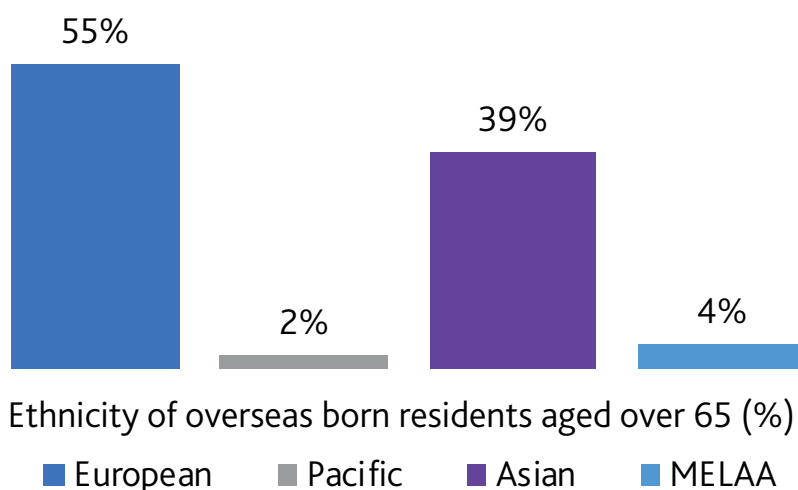
Upper Harbour over 65	Ethnicity	Overseas born over 65
2%	Māori	0%
76%	European	55%
1%	Pacific	2%
20%	Asian	39%
2%	MELAA	4%

#### PLACE OF BIRTH

50% of Upper Harbour's older population were born OVERSEAS



#### ETHNIC COMPOSITION OF OVERSEAS BORN OLDER RESIDENTS



13% OR 951 of older residents cannot speak English



#### HOME OWNERSHIP



63% of older Upper Harbour residents own or partly own their home

#### EMPLOYMENT

21% of older residents are in full time or part time paid employment



#### MEDIAN PERSONAL INCOME

\$22,500 This is the same as all older Aucklanders

