

Tāmaki tauawhi kaumātua

Age-friendly Puketāpapa

2018 Census

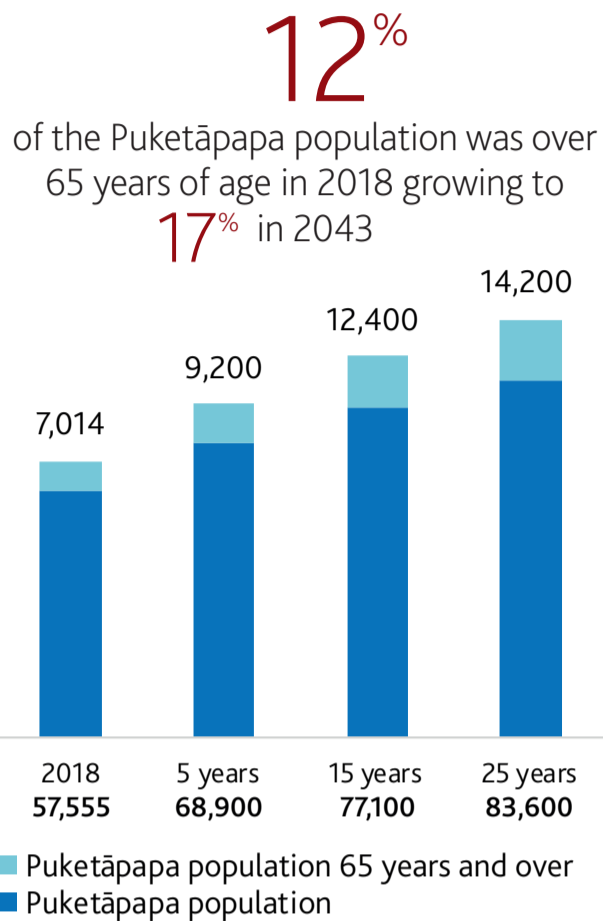


Auckland has the largest population of people aged 65 and older in New Zealand, living in different local board areas.

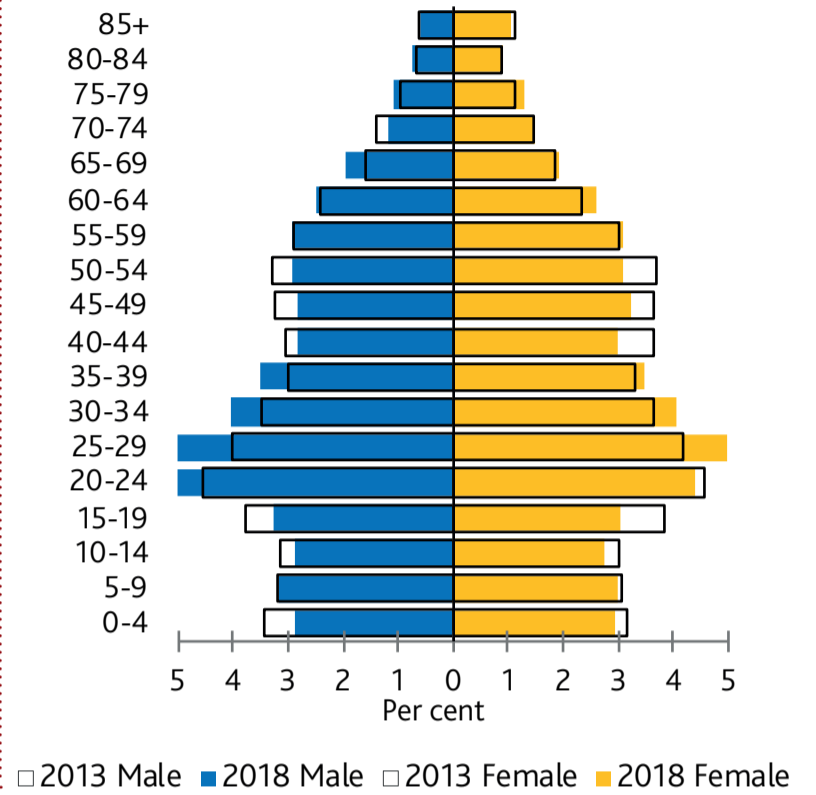
Auckland's older population is not a homogenous group. Differences include :

- life stages
- needs and abilities
- ethnicity and language
- rural or urban location
- financial independence.

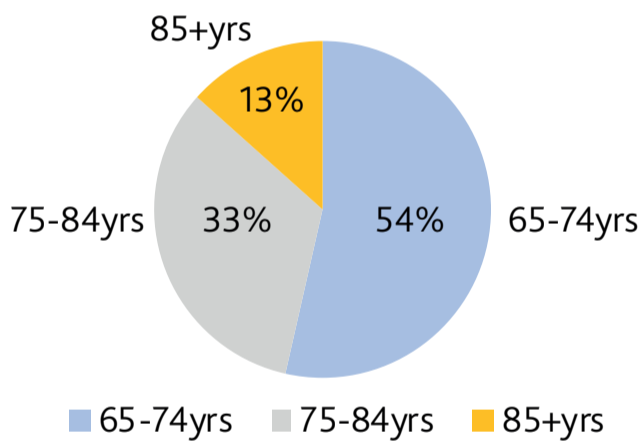
These differences affect how older people contribute and participate in their local area and wider community.



12% of the Puketāpapa population are aged 65 and older



AGE DISTRIBUTION OF RESIDENTS OVER 65



ETHNIC COMPOSITION OF OLDER RESIDENTS

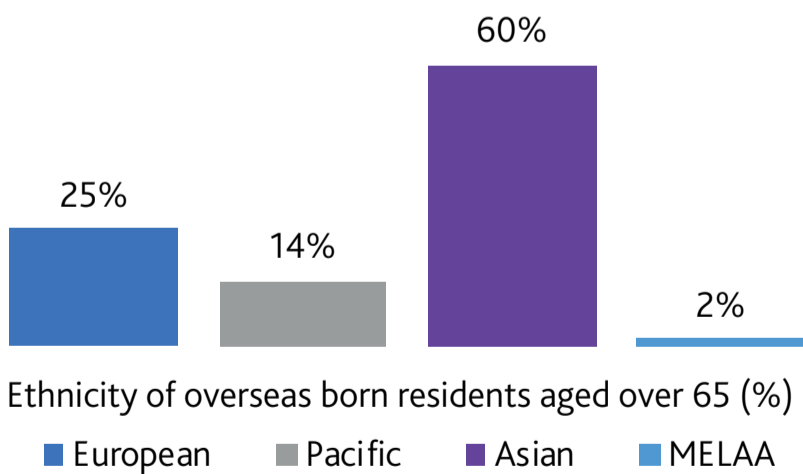
Puketāpapa over 65	Ethnicity	Overseas born over 65
3%	Māori	0%
55%	European	25%
8%	Pacific	14%
34%	Asian	60%
1%	MELAA	2%

PLACE OF BIRTH

55% of the Puketāpapa older population were born **OVERSEAS**



ETHNICITY OF PUKETĀPAPA RESIDENTS AGED OVER 65



17% OR **1212** of older residents cannot speak English



HOME OWNERSHIP



59% of older Puketāpapa residents own or partly own their home

EMPLOYMENT

18% of older residents are in full time or part time paid employment



MEDIAN PERSONAL INCOME

\$29,200 This is higher than all older Aucklanders

