

# Tāmaki tauawhi kaumātua

## Age-friendly Papakura

### 2018 Census



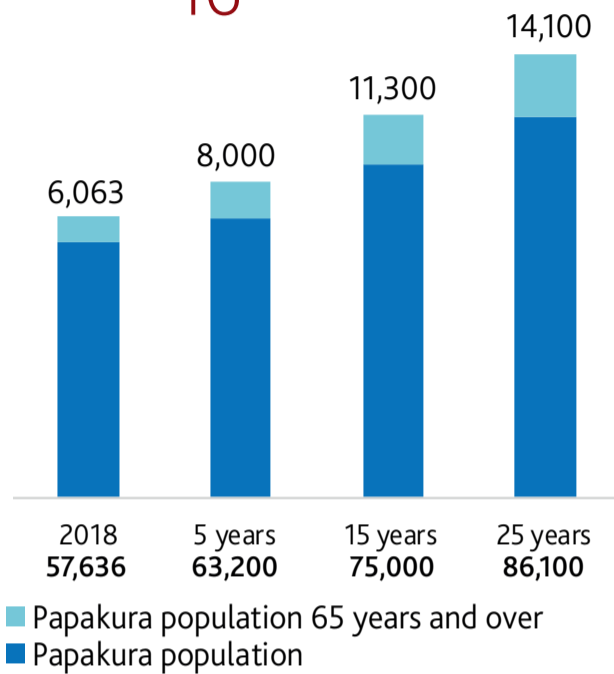
Auckland has the largest population of people aged 65 and older in New Zealand, living in different local board areas.

Auckland's older population is not a homogenous group. Differences include :

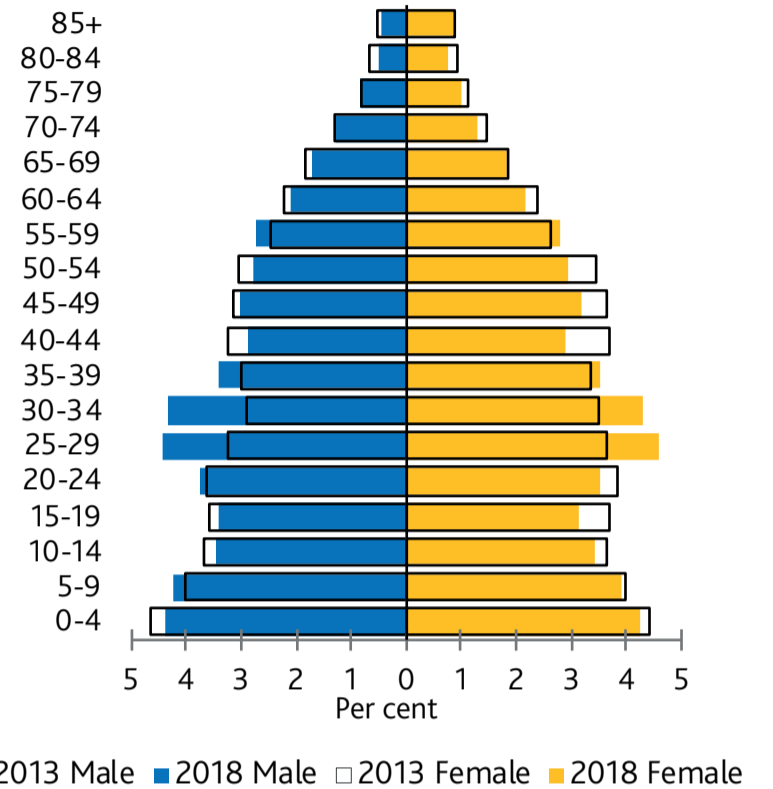
- life stages
- needs and abilities
- ethnicity and language
- rural or urban location
- financial independence.

These differences affect how older people contribute and participate in their local area and wider community.

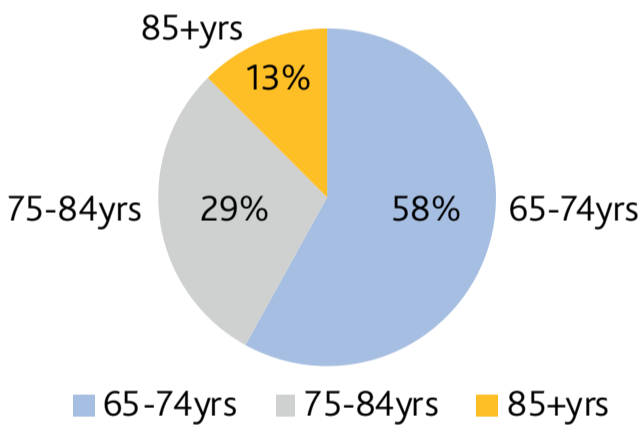
**11%** of the Papakura population was over 65 years of age in 2018 growing to **16%** in 2043



There is a high proportion of people aged 25-59 in Papakura



#### AGE DISTRIBUTION OF RESIDENTS OVER 65



#### ETHNIC COMPOSITION OF OLDER RESIDENTS

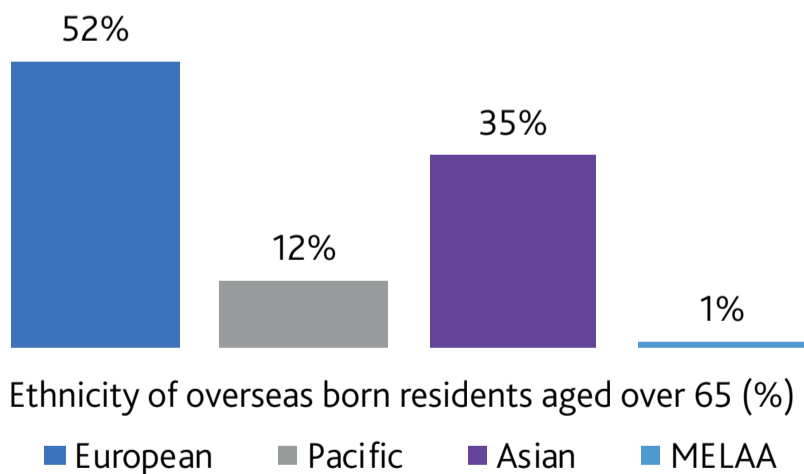
Ethnicity	Papakura over 65	Overseas born over 65
Māori	11%	0%
European	74%	52%
Pacific	5%	12%
Asian	13%	35%
MELAA	0%	1%

#### PLACE OF BIRTH

**34%** of Papakura's older population were born **OVERSEAS**



#### ETHNIC COMPOSITION OF OVERSEAS BORN OLDER RESIDENTS



**7% OR 396** of older residents cannot speak English



#### HOME OWNERSHIP



**65%** of older Papakura residents own or partly own their home

#### EMPLOYMENT

**22%** of older residents are in full time or part time paid employment



#### MEDIAN PERSONAL INCOME

**\$21,700** This is lower than all older Aucklanders

