

Tāmaki tauawhi kaumātua

Age-friendly Howick

2018 Census



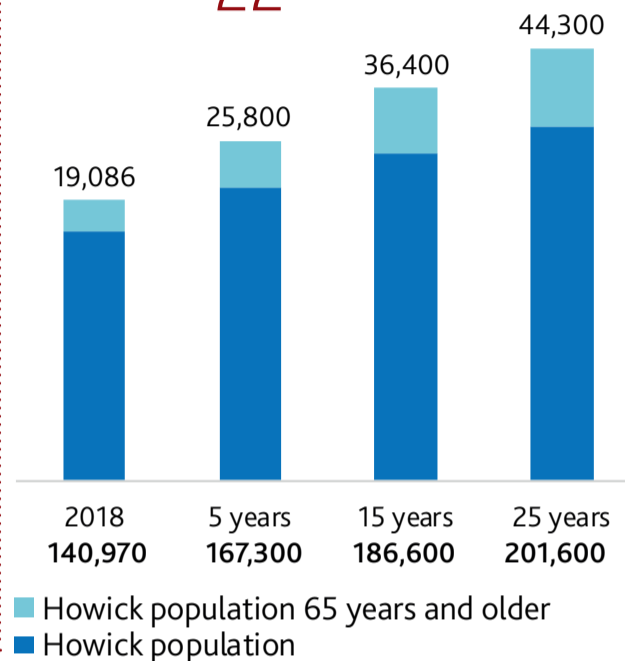
Auckland has the largest population of people aged 65 and older in New Zealand, living in different local board areas.

Auckland's older population is not a homogenous group. Differences include :

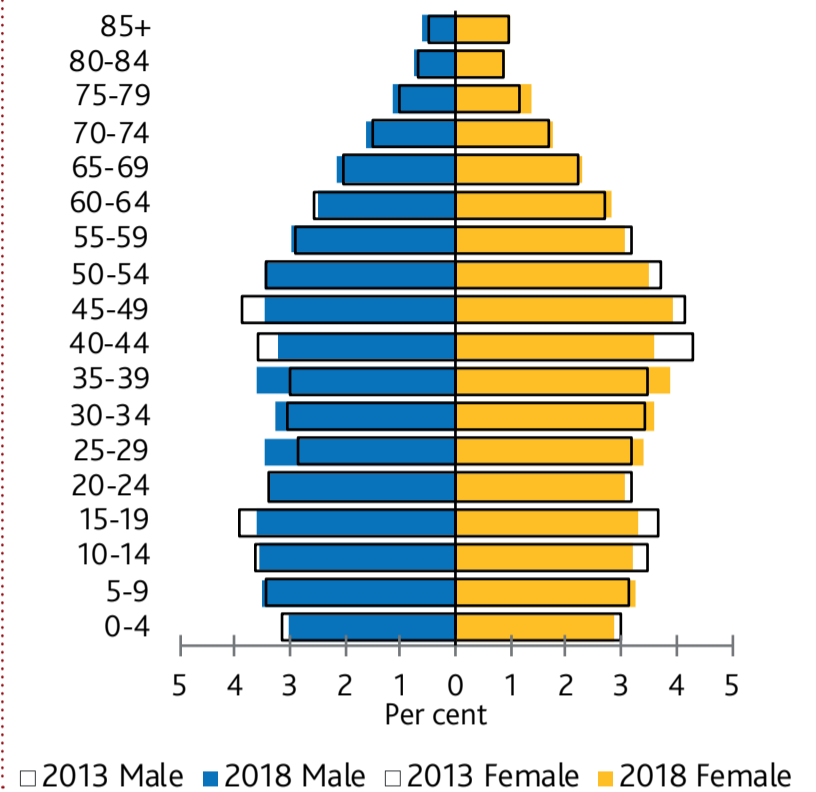
- life stages
- needs and abilities
- ethnicity and language
- rural or urban location
- financial independence.

These differences affect how older people contribute and participate in their local area and wider community.

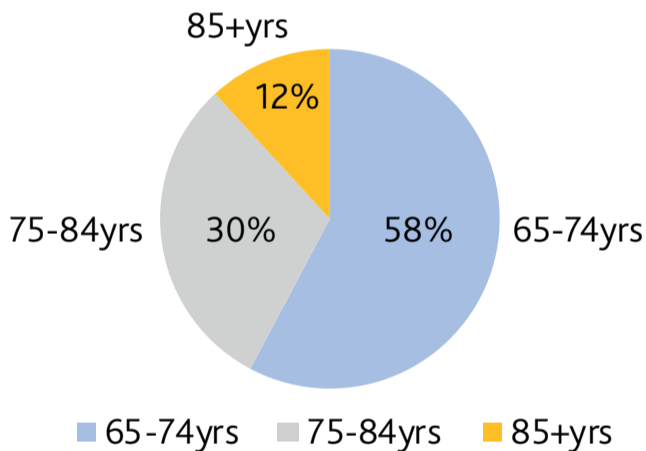
14% of the Howick population was over 65 years of age in 2018 growing to **22%** in 2043



There are more women than men over the age of 75 in Howick



AGE DISTRIBUTION OF RESIDENTS OVER 65



ETHNIC COMPOSITION OF OLDER RESIDENTS

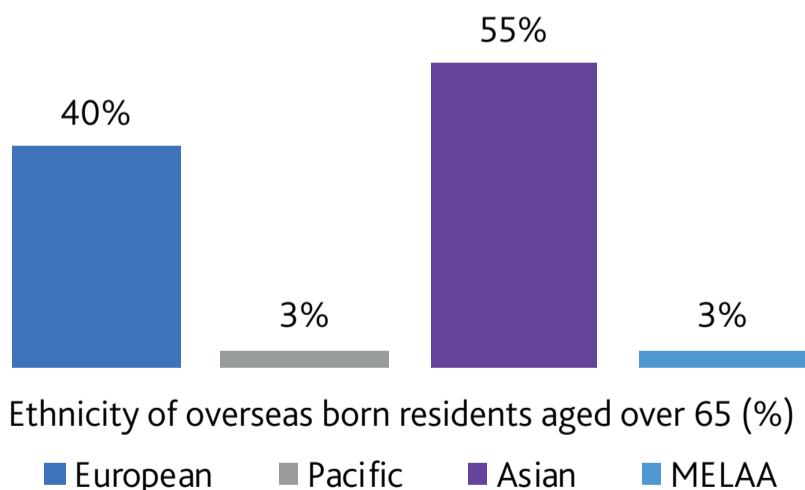
Howick over 65	Ethnicity	Overseas born over 65
2%	Māori	0%
64%	European	40%
2%	Pacific	3%
32%	Asian	55%
1%	MELAA	3%

PLACE OF BIRTH

56% of the Howick older population were born **OVERSEAS**



ETHNIC COMPOSITION OF OVERSEAS BORN OLDER RESIDENTS



18% OR 3387 of older residents cannot speak English



HOME OWNERSHIP



65% of older Howick residents own or partly own their home

EMPLOYMENT

19% of older residents are in full time or part time paid employment



MEDIAN PERSONAL INCOME

\$21,200
This is lower than all older Aucklanders

