

# Tāmaki tauawhi kaumātua

## Age-friendly Franklin

### 2018 Census



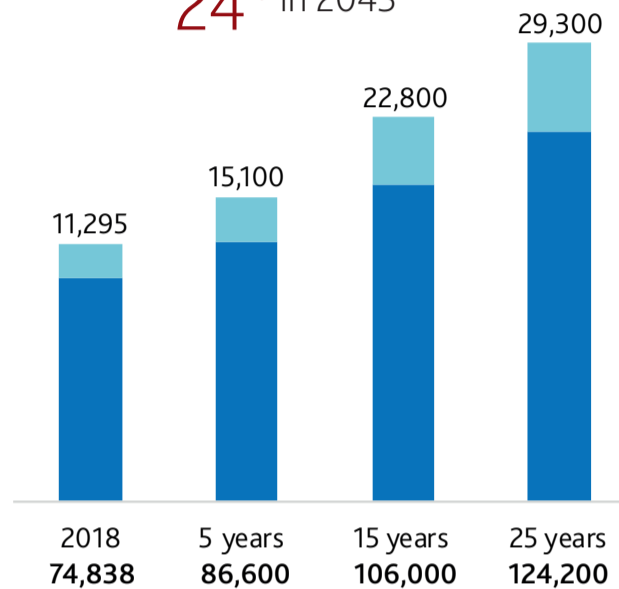
Auckland has the largest population of people aged 65 and older in New Zealand, living in different local board areas.

Auckland's older population is not a homogenous group. Differences include :

- life stages
- needs and abilities
- ethnicity and language
- rural or urban location
- financial independence.

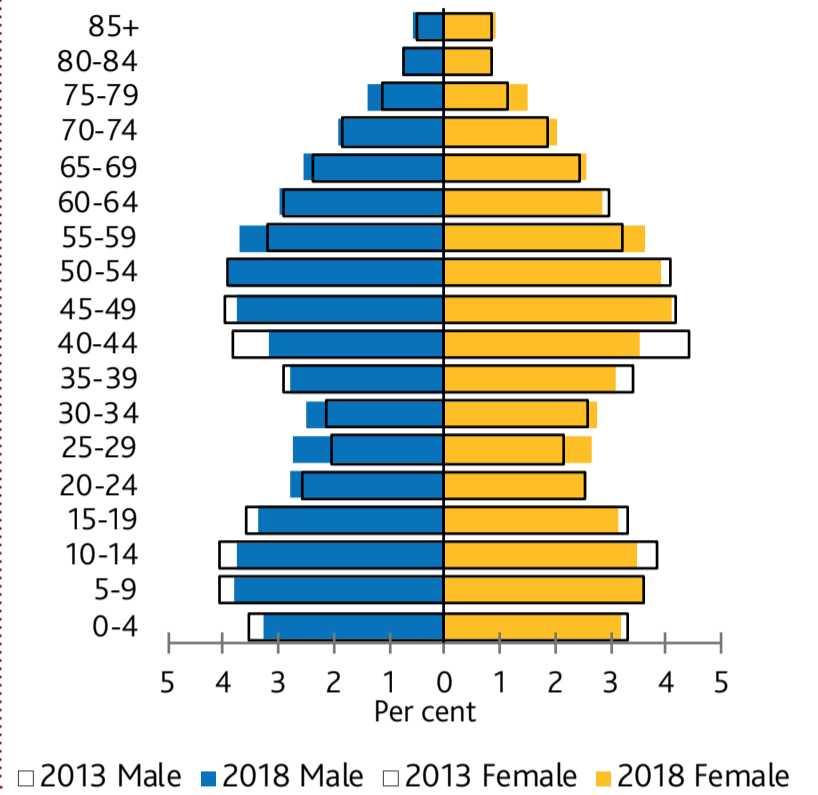
These differences affect how older people contribute and participate in their local area and wider community.

**15%** of the Franklin population was over 65 years of age in 2018 growing to **24%** in 2043

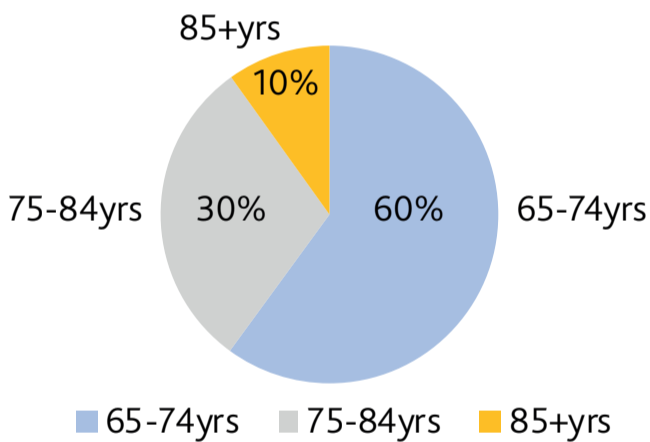


■ Franklin population 65 years and older  
■ Franklin population

A large proportion of Franklin residents are aged 45 and older



#### AGE DISTRIBUTION OF RESIDENTS OVER 65



#### ETHNIC COMPOSITION OF OLDER RESIDENTS

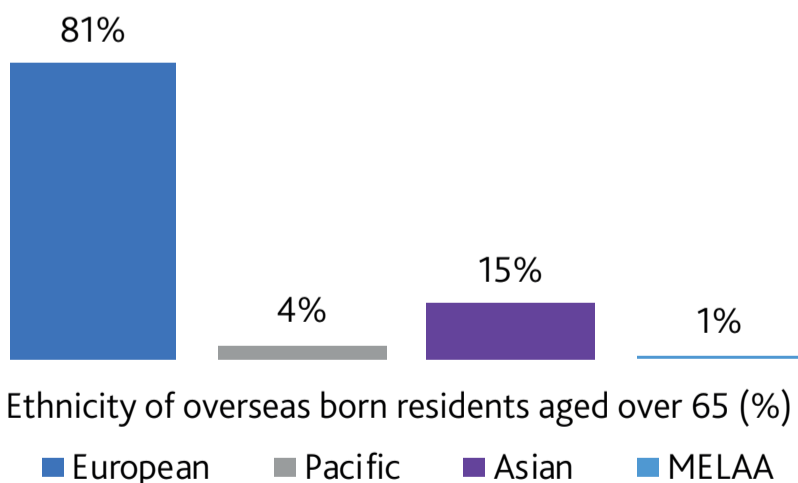
Franklin over 65	Ethnicity	Overseas born over 65
5%	Māori	0%
91%	European	81%
1%	Pacific	4%
5%	Asian	15%
0%	MELAA	1%

#### PLACE OF BIRTH

**27%** of the Franklin older population were born **OVERSEAS**



#### ETHNIC COMPOSITION OF OVERSEAS BORN OLDER RESIDENTS



**2% OR 231** of older residents cannot speak English



#### HOME OWNERSHIP



**76%** of older Franklin residents own or partly own their home

#### EMPLOYMENT

**28%** of older residents are in full time or part time paid employment



#### MEDIAN PERSONAL INCOME

**\$23,400** This is higher than all older Aucklanders

