

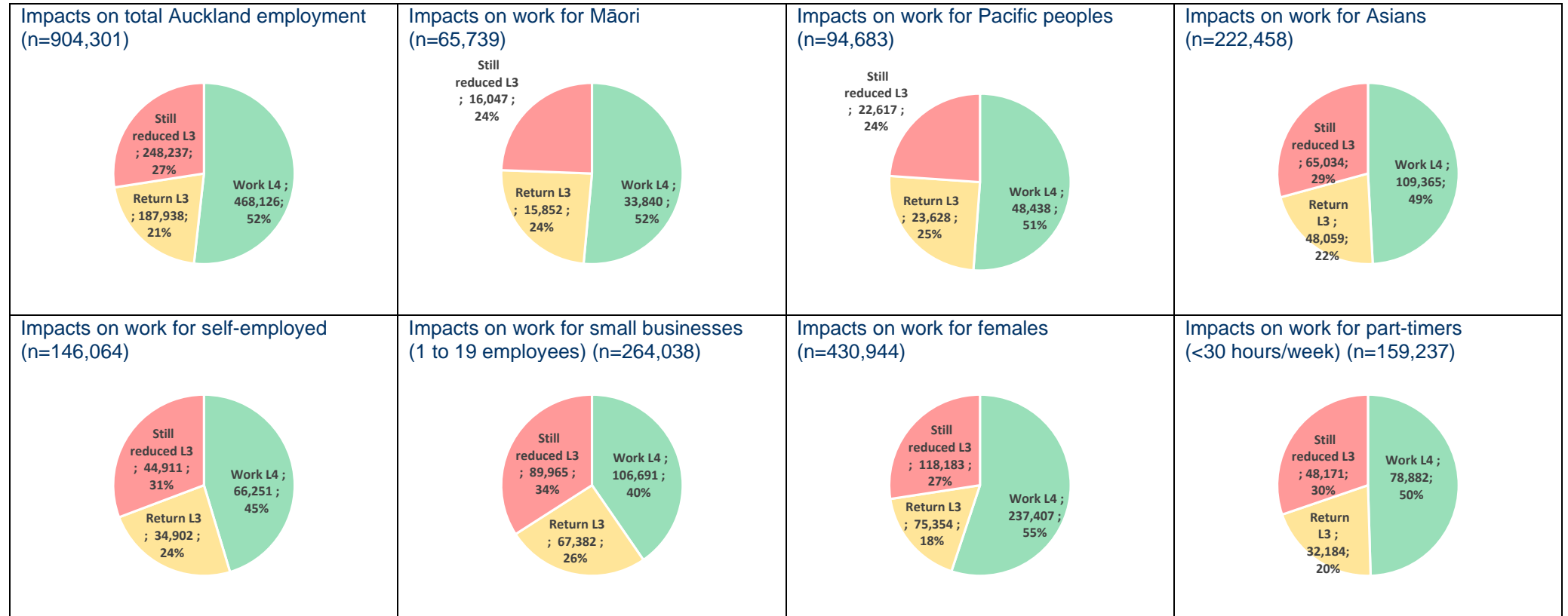
# Auckland Economic Update – Groups at Level 3 in May

## Estimated impacts of lockdown L3 on employment by selected group

Data is for the Auckland region and is the latest available as at May 2020 (based on total employed for year ended March 2019). Data is of all employed, and charts show, for various groups, modelled estimates of impacts of Level 3 lockdown on employment and on GDP, by three categories: Working in lockdown L4 and L3; (green), Return in L3 (able to work in lockdown L3 but not L4; orange), and Still reduced (unable to work during lockdown L3; red) (see also Source notes).

Research and Evaluation Unit

RIMU



### Primary contact:

Ross Wilson – Analyst  
Research and Evaluation Unit  
(RIMU)

✉ [Ross.Wilson@aucklandcouncil.govt.nz](mailto:Ross.Wilson@aucklandcouncil.govt.nz)  
☎ 021 706 822

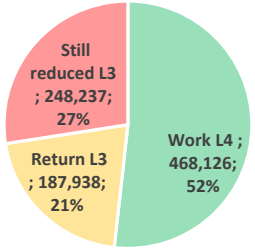
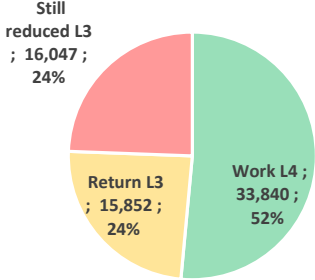
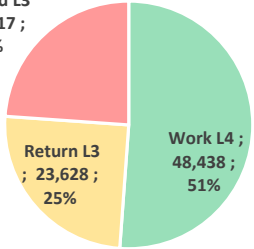
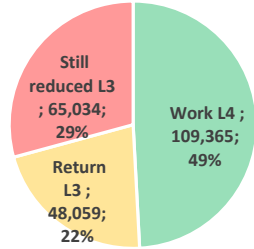
### Other contacts:

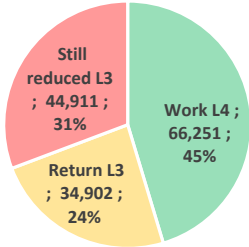
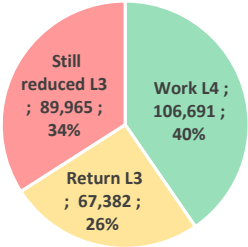
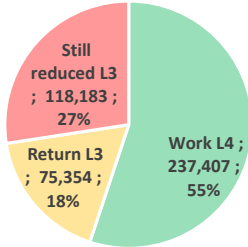
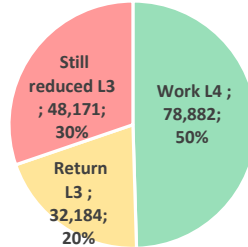
David Norman – Chief Economist  
Chief Economist Unit

✉ [David.Norman@aucklandcouncil.govt.nz](mailto:David.Norman@aucklandcouncil.govt.nz)  
☎ 021 516 103

### Sources and methodology:

RIMU analysis of by-industry data and analysis from ATEED, Infometrics, MBIE and Statistics New Zealand, as follows:  
(1) Original (pre-Covid-19) total employees from Infometrics Regional Economic Profile of 2019; apply percentages to them;  
(2) Industry-level percentage impacts Working in L4/return in L3/neither (still reduced in L3) from Infometrics (unpublished analyses April/May 2020) drawing on MBIE and Business Operations Survey (Statistics NZ).  
(3) Return in L3 is share of employment that can work in lockdown L3 but not L4; Still reduced during L3 may be temporary.  
(4) Changes may be in jobs or hours/week within jobs. All estimates are ceilings, eg Return in L3 assumes job "survived".  
(5) Total impact = sum of impacts by industry (so groups' differences based solely on differences in industries worked in).  
(6) Industry shares for Māori, Pacific peoples, Asians, females and part-timers are from Stats NZ HLFS; for self-employed are from Infometrics Regional Economic Profile; for small businesses are from Stats NZ Bus. Demographics. NZ HLFS; for self-employed are from Infometrics Regional Economic Profile; small businesses are from Stats NZ Bus. Demographics.  
NOTE: analysis is based on early estimates April/May 2020; actual impacts will differ; Lockdown L4 may include some L3.

<p>Impacts on total Auckland employment (n=904,301)</p> 	<p>Impacts on work for Māori (n=65,739)</p> 	<p>Impacts on work for Pacific peoples (n=94,683)</p> 	<p>Impacts on work for Asians (n=222,458)</p> 
<p>In Auckland, for total employment in all industries (904,301 filled jobs) the impact of Covid-19 lockdown during level 3 is estimated as:</p> <ul style="list-style-type: none"> <li>• Already working in lockdown L4 (Working from home (WFH) plus Essential services) (green) 466,000 or 52% of pre-Covid employment.</li> <li>• Able to return to work in L3 (not L4) (orange) 188,000 or 21%</li> <li>• Unable to work (Still reduced) in L3 (red) 248,000 or 27%</li> </ul> <p>The overall proportion of Auckland employment “Still reduced” in L3 (27%) is similar to the rest of New Zealand (26%), albeit with a different mix of industries.</p> <p>Notes: Impacts are modelled estimates. The percentage impacts on each industry are assumed to be the same for Auckland as the rest of New Zealand, and are ceilings, eg Return in L3 assumes the job “survived”. Employment impact can be changes in jobs or hours/week within jobs. Reductions may be temporary or permanent.</p> <p>Source: RIMU calculations; Infometrics unpublished data; Infometrics Regional Economic Profile.</p>	<p>For Māori in Auckland, for total employment in all industries, the impact of lockdown level 3 is estimated as:</p> <ul style="list-style-type: none"> <li>• Already working in lockdown L4 33,800 or 52% of pre-Covid employment.</li> <li>• Able to return to work in L3 (not L4) 13,900 or 24%</li> <li>• Unable to work (Still reduced) in L3 16,000 or 24%</li> </ul> <p>The Māori total working in lockdown L3 of 76% is similar to/slightly above (better than) the total Auckland total (73%). This is because the proportion of Māori already working in level 4 (52%) is the same as total Auckland (52%), and the proportion of Māori returning in L3 (24%) is similar to/slightly above the total Auckland (21%).</p> <p>Note: Analysis is based solely on the industries they work in, so ignores other differences.</p> <p>Source: RIMU; Infometrics; Proportions of Māori by industry are from Stats NZ Household Labour Force Survey (HLFS) for Auckland, which is subject to significant sampling errors.</p>	<p>For Pacific peoples in Auckland, for total employment in all industries, the impact of lockdown level 3 is estimated as:</p> <ul style="list-style-type: none"> <li>• Already working in lockdown L4 48,400 or 51% of pre-Covid employment.</li> <li>• Able to return to work in L3 (not L4) 23,600 or 25%</li> <li>• Unable to work (Still reduced) in L3 22,600 or 24%</li> </ul> <p>The Pacific peoples total working in lockdown L3 of 76% is similar to/slightly above (better than) the total Auckland total (73%). This is because the proportion of Pacific peoples already working in level 4 (51%) is the same as total Auckland (52%), and the proportion of Pacific peoples returning in L3 (25%) is similar to/slightly above the total Auckland (21%).</p> <p>Note: Analysis is based solely on the industries they work in, so ignores other differences.</p> <p>Source: RIMU; Infometrics; Proportions of Pacific peoples by industry are from Stats NZ Household Labour Force Survey (HLFS) for Auckland, which is subject to significant sampling errors.</p>	<p>For Asians in Auckland, for total employment in all industries, the impact of lockdown level 3 is estimated as:</p> <ul style="list-style-type: none"> <li>• Already working in lockdown L4 109,400 or 49% of pre-Covid employment.</li> <li>• Able to return to work in L3 (not L4) 48,000 or 22%</li> <li>• Unable to work (Still reduced) in L3 65,000 or 29%</li> </ul> <p>The Asian total working in lockdown L3 of 71% is similar to/slightly below (worse than) the total Auckland total (73%). This is because the proportion of Asians already working in level 4 (49%) is similar to/slightly below total Auckland (52%), and the proportion of Asians returning in L3 (22%) is similar to the total Auckland (21%).</p> <p>Note: Analysis is based solely on the industries they work in, so ignores other differences.</p> <p>Source: RIMU; Infometrics; Proportions of Asians by industry are from Stats NZ Household Labour Force Survey (HLFS) for Auckland, which is subject to significant sampling errors.</p>

<p>Impacts on work for self-employed (n=146,064)</p> 	<p>Impacts on work for small businesses (1 to 19 employees) (n=264,038)</p> 	<p>Impacts on work for females (n=430,944)</p> 	<p>Impacts on work for part-timers (&lt;30 hours/week) (n=159,237)</p> 
<p>For self-employed in Auckland, for total employment in all industries, the impact of lockdown level 3 is estimated as:</p> <ul style="list-style-type: none"> <li>• Already working in lockdown L4 66,300 or 45% of pre-Covid employment.</li> <li>• Able to return to work in L3 (not L4) 35,900 or 24%</li> <li>• Unable to work (Still reduced) in L3 44,900 or 31%</li> </ul> <p>The self-employed total working in lockdown L3 of 69% is similar to/slightly below (worse than) the total Auckland total (73%). This is because the proportion of self-employed already working in level 4 (45%) is below total Auckland (52%), and the proportion of self-employed returning in L3 (24%) is similar to/slightly above the total Auckland (21%).</p> <p>Note: Analysis is based solely on the industries they work in, so ignores other differences.</p> <p>Source: RIMU; Infometrics; employment proportions for self-employed by industry are from Infometrics Regional Economic Profile</p>	<p>For small businesses (1 to 19 employees) in Auckland, for total employment in all industries, the impact of lockdown level 3 is estimated as:</p> <ul style="list-style-type: none"> <li>• Already working in lockdown L4 106,700 or 40% of pre-Covid employment.</li> <li>• Able to return to work in L3 (not L4) 67,400 or 26%</li> <li>• Unable to work (Still reduced) in L3 90,000 or 34%</li> </ul> <p>The small businesses total working in lockdown L3 of 66% is below (worse than) the total Auckland total (73%). This is because the proportion of small businesses already working in level 4 (40%) is well below total Auckland (52%), and the proportion of self-employed returning in L3 (26%) is only slightly above the total Auckland (21%).</p> <p>Note: Analysis is based solely on the industries they work in, so ignores other differences.</p> <p>Source: RIMU; Infometrics; employment proportions for small businesses by industry are from Statistics NZ Business Demographics.</p>	<p>For females in Auckland, for total employment in all industries, the impact of lockdown level 3 is estimated as:</p> <ul style="list-style-type: none"> <li>• Already working in lockdown L4 237,400 or 55% of pre-Covid employment.</li> <li>• Able to return to work in L3 (not L4) 75,400 or 18%</li> <li>• Unable to work (Still reduced) in L3 118,200 or 27%</li> </ul> <p>The females total working in lockdown L3 of 73% is the same as the total Auckland total (73%). This is because the proportion of females already working in level 4 (55%) is similar to/slightly above total Auckland (52%), and the proportion of females returning in L3 (18%) is similar to/slightly below the total Auckland (21%).</p> <p>Note: Analysis is based solely on the industries they work in, so ignores other differences.</p> <p>Source: RIMU; Infometrics; Proportions of females by industry are from Stats NZ Household Labour Force Survey (HLFS) for Auckland, which is subject to significant sampling errors.</p>	<p>For part-timers in Auckland, for total employment in all industries, the impact of lockdown level 3 is estimated as:</p> <ul style="list-style-type: none"> <li>• Already working in lockdown L4 78,900 or 50% of pre-Covid employment.</li> <li>• Able to return to work in L3 (not L4) 32,200 or 20%</li> <li>• Unable to work (Still reduced) in L3 48,200 or 30%</li> </ul> <p>The part-timers total working in lockdown L3 of 70% is similar to/slightly below (worse than) the total Auckland total (73%). This is because the proportion of part-timers already working in level 4 (50%) is similar to/slightly below total Auckland (52%), and the proportion of part-timers returning in L3 (20%) is similar to the total Auckland (21%).</p> <p>Notes: Part time means work &lt; 30 hours/week. Analysis is based solely on the industries they work in, so ignores other differences.</p> <p>Source: RIMU; Infometrics; Proportions of part-timers by industry are from Stats NZ Household Labour Force Survey (HLFS) for Auckland, which is subject to significant sampling errors.</p>